

Arlington Public Schools

Reflecting on Family Panorama Results

**School Committee Meeting
Thursday January 28, 2021**

Presentation by

Sara Burd, Director of SEL and School Counseling

Laura Rodriguez, SEL Coach

Roderick MacNeal, Jr., Ed.D., Assistant Superintendent

January 28th, 2021

Objectives

- Key findings and what was measured in the family survey
- “Glow” areas
- “Growth” areas
- What comes next

Introducing

Laura Rodriguez, SEL Coach

Professional Development

- District Administrators participated in a PD
 - Learned how to access the data on the Panorama dashboard
 - Disaggregated the data
 - Reviewed resources to support actions to respond to the data

Top Influences

School-Related Factors		Effect Size
Collective Teacher Efficacy		1.39
Teacher-Student Relationships		0.52
Parental Involvement		0.45
School Climate		0.43
Principals/School Leaders		0.37
Teacher Professional Development		0.37
Home Visiting		0.29
Teacher Subject Matter Knowledge		0.23


Key for rating

- Potential to considerably accelerate student achievement
- Potential to accelerate student achievement
- Likely to have positive impact on student achievement


What the Literature Shows

- Parental engagement is linked to **student achievement and school success**: teacher reports of students' progress, student grades, lower rates of retention in grades, and higher graduation rates
- Parental engagement is positively associated with **SEL**: personal competence and efficacy for learning, perceptions of personal agency, perceptions of control over academic outcomes. - Kathleen V. Hoover-Dempsey, et. al.
- When parents are involved at school, **the performance of all the children at school**, not just their own, tends to improve. The more comprehensive and well planned the partnership between school and home, the higher the student achievement. - Henderson, A.T., and Nancy Berla
- Effects are broader and greater with a focus on **partnership and collaboration**. - Hong, Soo

Who We Heard From

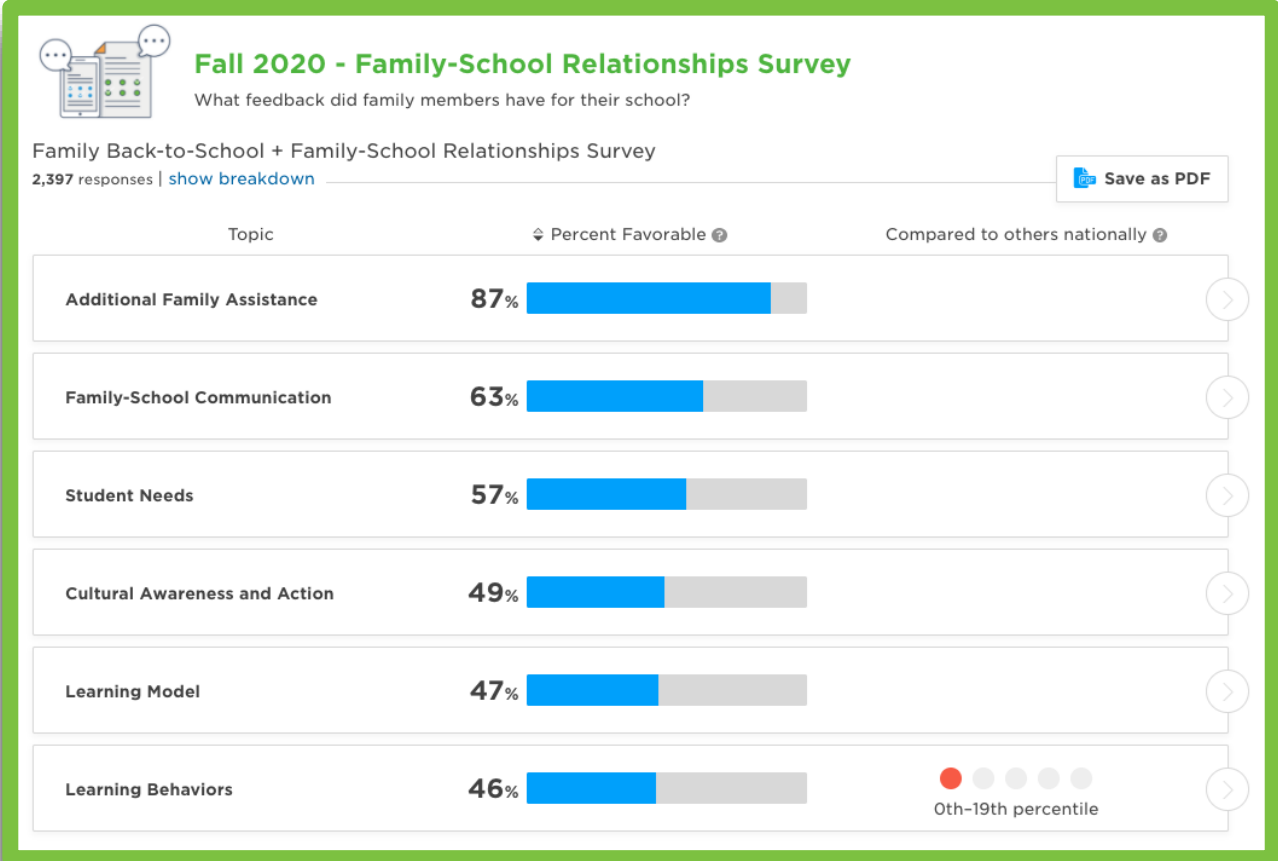


2,397
Family
Voices



6
Survey
Topics

What We Measured



Arlington Celebrations...

Family-School Communication

82% of **families** feel that they can get in contact with
with teachers

QUESTION

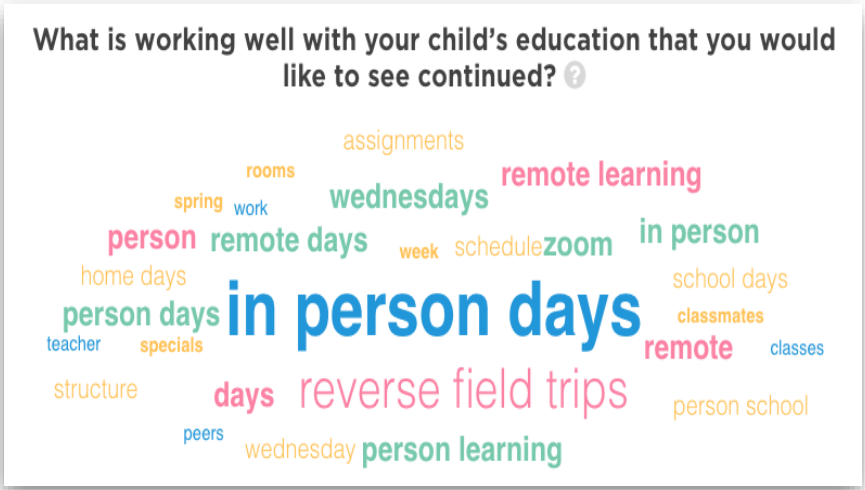
▼ When you need to, how difficult or easy is it to get in contact with your child's teacher(s)?

82%

responded favorably



What is working well with your child's education that you would like to see continued? ?



Free Response

Group Name	Group Size	Additional Family Assistance						Student Needs
		Cultural Awareness and Action	Family-School Communication	Learning Behaviors	Learning Model	Additional Family Assistance	Cultural Awareness and Action	
All respondents	2,397	87%	49%	63%	46%	47%	57%	
What grade is your student in?								
Pre-kindergarten	31	-10	-11	+19	-12	-5	-7	
Kindergarten	187	-7	-7	+9	-8	-10	+6	
1st grade	207	-5	-3	+5	-9	-9	0	
2nd grade	232	-7	-6	+4	-14	-8	0	
3rd grade	210	-2	0	+12	-3	-3	+3	
4th grade	196	-2	-3	+2	-2	+2	+4	
5th grade	170	+2	+4	+8	+3	+3	+4	
6th grade	236	0	0	-13	+3	+2	-3	
7th grade	182	+4	+4	+8	+2	+7	-2	
8th grade	188	+4	+8	+3	+6	+7	-2	
9th grade	145	+6	-2	-18	+10	-2	-9	
10th grade	143	+7	+3	-10	+8	+8	-3	
11th grade	121	+6	+8	-4	+16	+8	+2	
12th grade	125	+7	+1	-16	+11	-1	-6	



Fall 2020 Fall 2020 - Family-School Relationships Survey

Group Name	Group Size	Additional Family Assistance	Cultural Awareness and Action	Family-School Communication	Learning Behaviors	Learning Model	Student Needs
All respondents	2,397	87%	49%	63%	46%	47%	57%
What is your student's gender?							
Female	1,139	+2	0	+1	+8	+3	+2
Male	1,159	-1	0	+1	-7	-2	-2
Prefer to self-describe	55	-7	-6	-17	-16	-13	-17
How is your student primarily attending class right now?							
4 days a week	159	-4	-7	+2	-17	-12	-7
Hybrid	1,285	-3	-1	+2	-5	-10	-1
Remote Academy	928	+5	+2	-2	+11	+15	+2



Group Name	Group Size	Additional Family Assistance	Cultural Awareness and Action	Family-School Communication	Learning Behaviors	Learning Model	Student Needs
All respondents	2,397	87%	49%	63%	46%	47%	57%
Does your student have an Individualized Education Plan (IEP) or receive special education services?							
No	1,989	+1	+1	+1	+4	+1	+1
Yes	385	-3	-4	0	-18	-8	-9
Is your student currently learning to speak English in addition to speaking another language?							
No	2,120	+1	0	0	0	0	0
Yes	255	-7	+1	+5	0	-4	-2



Group Name	Group Size	Additional Family Assistance	Cultural Awareness and Action	Family-School Communication	Learning Behaviors	Learning Model	Student Needs
All respondents	2,397	87%	49%	63%	46%	47%	57%
What is your student's race or ethnicity?							
Asian	196	-4	-4	+2	+5	+1	-2
Black or African American	32	-9	-12	0	-9	-8	-5
Hispanic or Latino	51	-1	-5	+9	+1	+8	+8
White	1,707	+1	+2	+1	0	0	0
Two or More Races/Ethnicit...	297	-1	-2	-1	0	+3	+2
Race not listed	46	-5	-1	-15	-1	-11	-5

Let's Chat



What did you notice? Share a ***glow*** and a ***grow*** for your school.

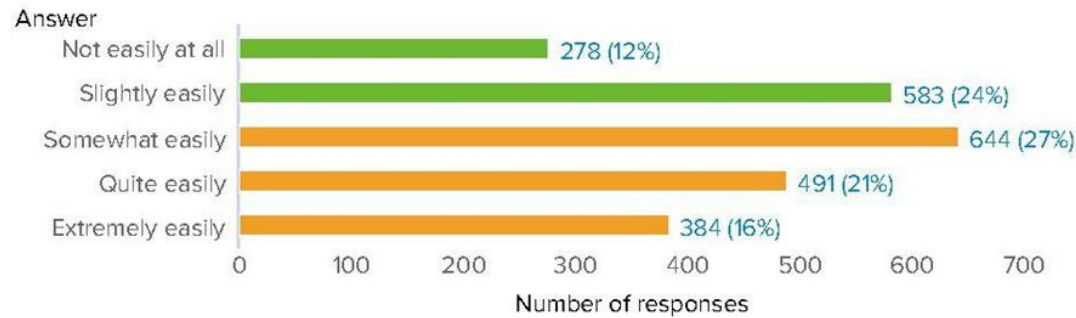
How concerned are you about managing your daily schedule with your child's current school schedule?

57%

57% of respondents answered 'Not at all concerned' or 'Slightly concerned'

Arlington - Fall 2020 Fall 2020 - Family-School Relationships Survey

When working on school activities at home, how easily is your child distracted?



How concerned are you about your child's academic growth right now?

42%

42% of respondents answered 'Not at all concerned' or 'Slightly concerned'

How satisfied are you with the way learning is structured at your child's school right now?

44%

44% of respondents answered 'Quite satisfied' or 'Extremely satisfied'

How confident are you in your ability to support your child's education during distance learning?

43%

43% of respondents answered 'Quite confident' or 'Extremely confident'

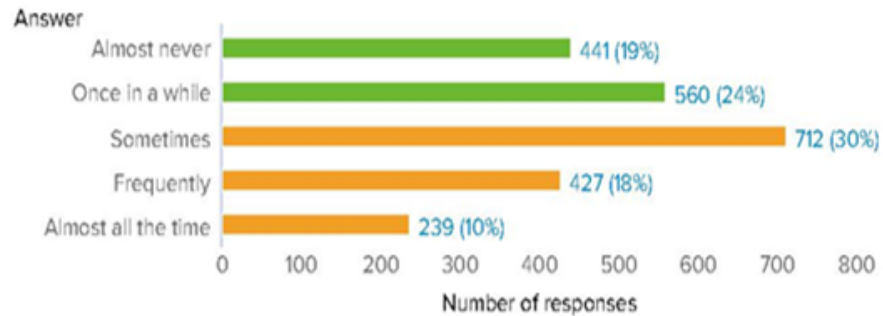
How often does your child struggle to get organized for school?

42%

42% of respondents answered 'Almost never' or 'Once in a while'

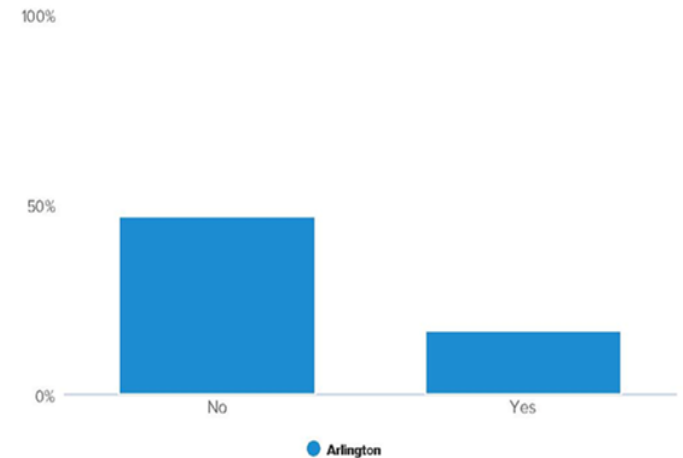
Arlington - Fall 2020 Fall 2020 - Family-School Relationships Survey

How often does your child struggle to get organized for school?



How often does your child struggle to get organized for school?

Breakdown by Does your student have an Individualized Education Plan (IEP) or receive special education services?

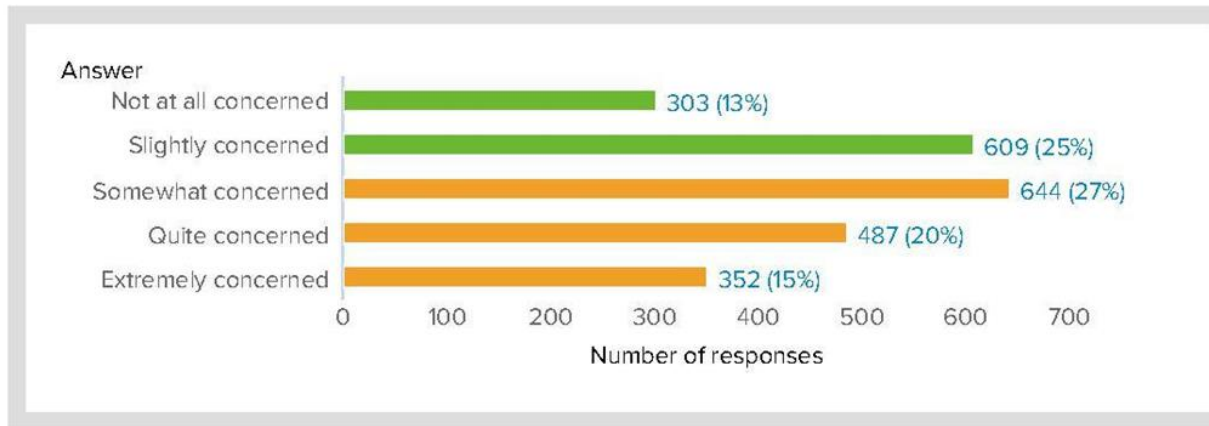


How concerned are you about your child's social-emotional well-being right now?

38%

38% of respondents answered 'Not at all concerned' or 'Slightly concerned'

How concerned are you about your child's social-emotional well-being right now?

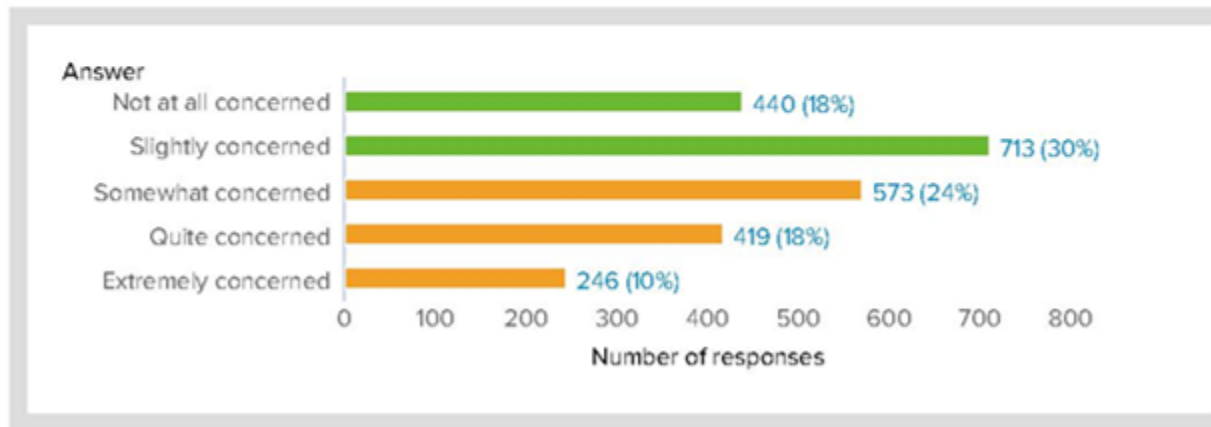


How concerned are you about your child's peer relationships right now?

48%

48% of respondents answered 'Not at all concerned' or 'Slightly concerned'

How concerned are you about your child's peer relationships right now?



How helpful has the communication from your child's school been this school year?

53 %

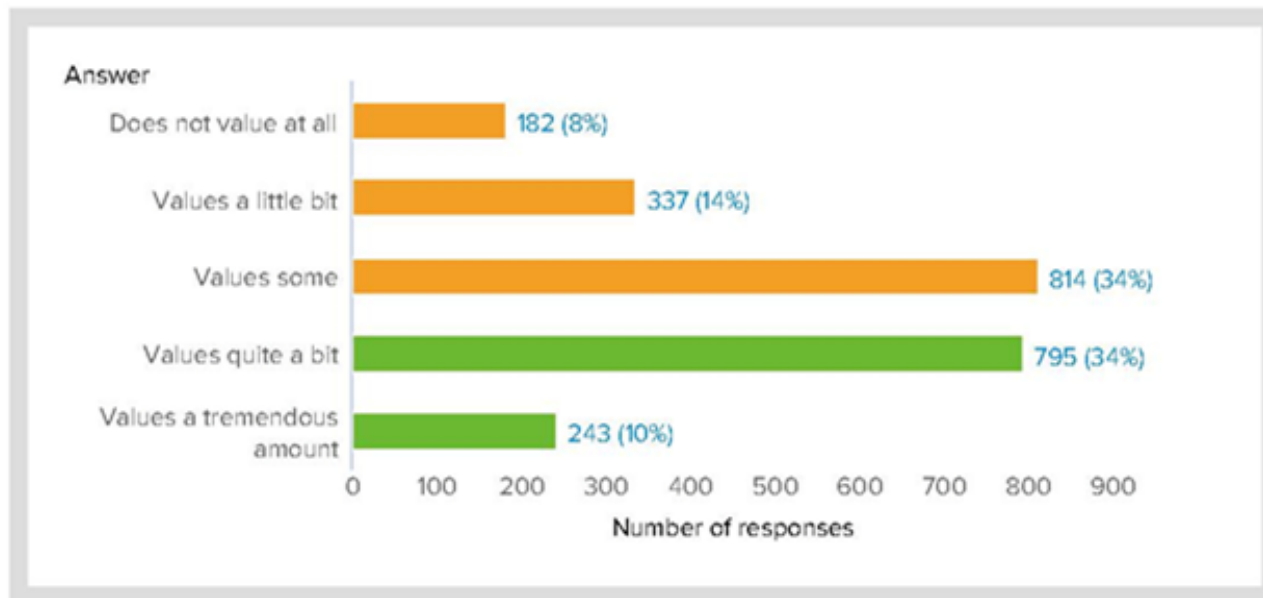
53% of respondents answered 'Quite helpful' or 'Extremely helpful'

How much do you feel the school values your opinions?

44%

44% of respondents answered 'Values quite a bit' or 'Values a tremendous amount'

How much do you feel the school values your opinions?



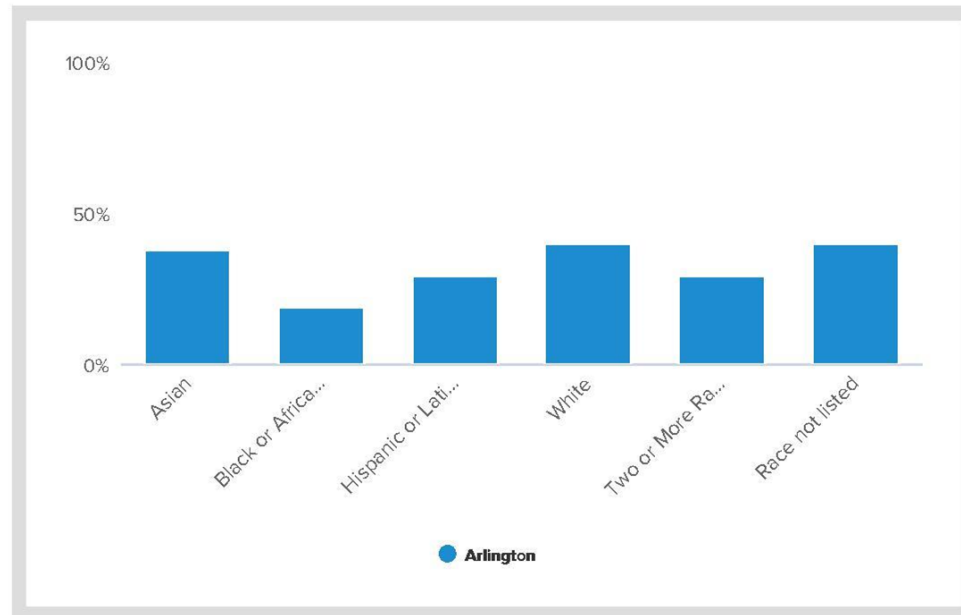
How confident are you that adults at your child's school can have honest conversations with students about race?

38%

38% of respondents answered 'Quite confident' or 'Extremely confident'

How confident are you that adults at your child's school can have honest conversations with students about race?

Breakdown by What is your student's race or ethnicity?



Equity-Centered SEL

- Panorama partners with expert organizations who specialize in equity-centered SEL lessons and multicultural pedagogy
- Combination of student-facing content and resources for building adult capacity
- Example resources include:
 - Equity Course for Educators (via *7 Mindsets*)
 - Responding to Hate & Bias at School (via *Teaching Tolerance*)
 - Wats We Are the Same and Different (via *Open Circle*)
 - Count Me Down (via *Move This World*)



MOVE THIS WORLD
 THIS WORLD™

DIVERSITY TALKS
 student-led. culturally responsive. personalized.

7 MINDSETS

opencircle®
 getting to the heart of learning



Count Me Down
 Count Me Down groups students in small or full classroom and department meetings, virtually, bringing them around the table to affirm themselves or others in their lives. Students will then have the opportunity to share some of their affirmations with one another in order to strengthen their understanding of their own and their classmates' life experiences.

7 MINDSETS
 EDUCATOR EQUITY PD | *Anti-Bias*
LESSON #1
Understanding Equity
 Lesson Plan | Lesson Activity

Comments/Questions