

EXISTING

**LA FUENTE**  
SIGN & AWNING

www.thelafontegroup.com

Client Name: 478

Job Description: Awning design

Date: November 22, 2017

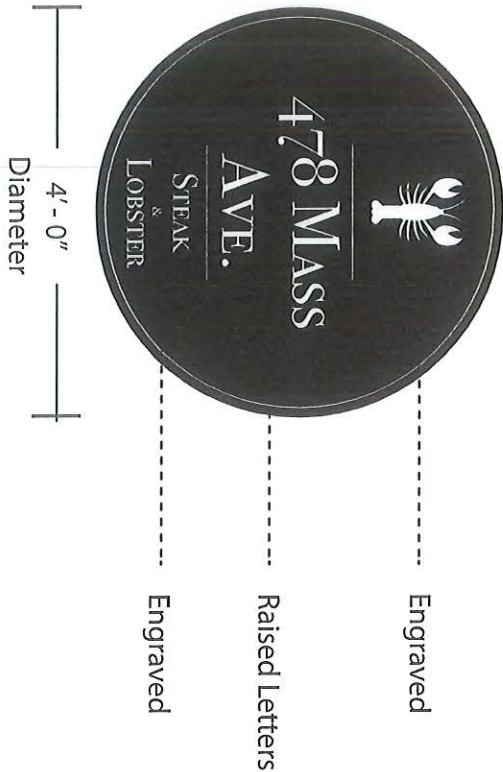
Designer: Charlyn

File Name: 478-Proposal.pdf

Client's Approval

**SIGN SPECIFICATIONS**


Front View



Side View



Bracket View



**LA FUENTE**

SIGN & AWNING

[www.thelafulentegroup.com](http://www.thelafulentegroup.com)

Client Name: 478

Job Description: Awning design

Date: November 22, 2017

Designer: Charlyn

File Name: 478-Proposal.pdf


Client's Approval



**INSTALLATION DETAILS**

- Circular Sign to be mounted to custom steel bracket using two threaded rods and stainless steel hardware.
- On the steel plate of the metal bracket which will lay flat against the brick wall, we will pre-drill four 1/2" holes - two on top and two on bottom and we will use four 1/2" x 4 1/2" stainless steel sleeve anchors to secure sign to building facade.

1/2" pre-drilled hole to support 1/2" x 4 1/2" stainless steel sleeve anchor (Qty: 4)



1/4" thick custom steel bracket plate

**LA FUENTE**  
SIGN & AWNING

[www.thela FuenteGroup.com](http://www.thela FuenteGroup.com)

Client Name: 478

Job Description: Awning design

Date: November 22, 2017

Designer: Charlyn

File Name: 478-Proposal.pdf

Client's Approval