



EXISTING





PROPOSED



LA FUENTE
SIGN & AWNING

www.thelafuentegroup.com

Client Name: 478

Job Description: Awning design

Date: November 22, 2017

Designer: Charlyn

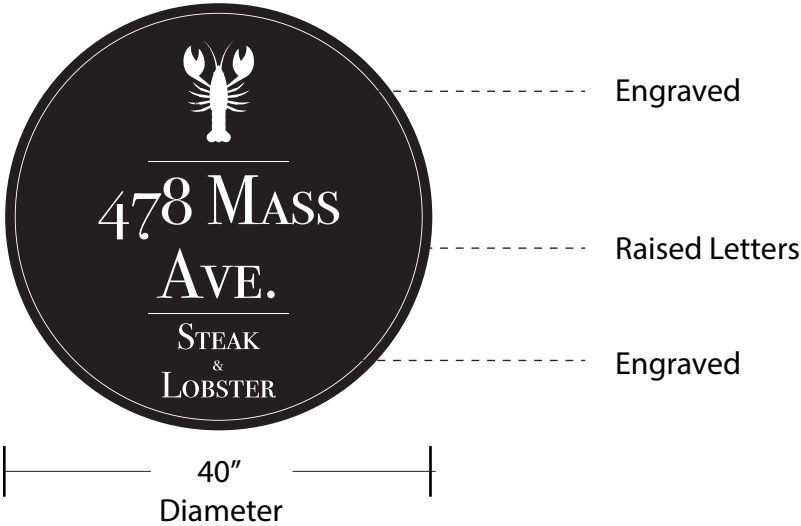
File Name: 478-Proposal.pdf

Client's Approval



SIGN SPECIFICATIONS

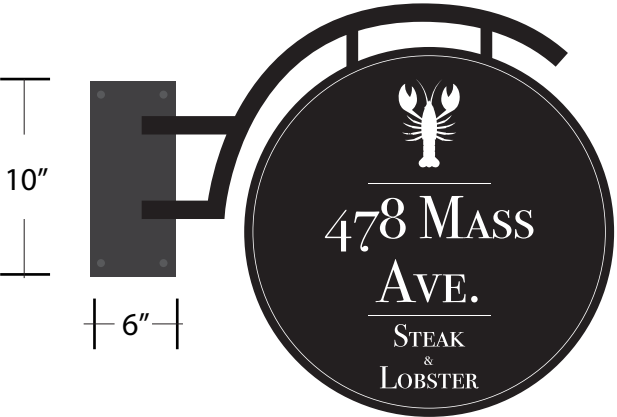
Front View



Side View



Bracket View



SIGN SPECIFICATIONS

Measurements:

Diameter: 40"

Double-Sided

Projection: 4' - 0"

Thickness: 5"

Material:

PVC

Graphics:

*478 Mass. Ave. - Raised Acrylic Letters

*Lobster Logo - Engraved

*Steak & Lobster - Engraved

Color:

Background: Matte Black

Returns: Matte Black

Logo/Letters: White

Building Measurements:

Width of front of building: 17' - 0"

Width of ride side of building: 51' - 0"

Height of Building: 19' - 0"

Projection from building to sidewalk curb: 11' - 0"

Building Measurements Relative to sign:

Front left-side of building to sign: 99.5"

Front right-side of building to sign: 99.5"

Ground elevation to bottom of sign: 9' - 0"

Ground elevation to top of sign: 12' - 10"



www.thelafuentegroup.com

Client Name: 478

Job Description: Awning design

Date: November 22, 2017

Designer: Charlyn


File Name:
478-Proposal.pdf

Client's Approval

INSTALLATION DETAILS

- Circular Sign to be mounted to custom steel bracket using two threaded rods and stainless steel hardware.
- On the steel plate of the metal bracket which will lay flat against the brick wall, we will pre-drill four $\frac{1}{2}$ holes - two on top and two on bottom and we will use four $\frac{1}{2}$ " x 4 $\frac{1}{2}$ " stainless steel sleeve anchors to secure sign to building facade.

$\frac{1}{2}$ " pre-drilled hole to support $\frac{1}{2}$ " x 4 $\frac{1}{2}$ " stainless steel sleeve anchor (Qty: 4)



$\frac{1}{4}$ " thick custom steel bracket plate