

Arlington Public Schools K-5 Assessment Databank For 2019-2020

Arlington Public Schools K-5 Assessment Databank

Background

- ⊗ Excel sheets challenges
- ⊗ Online platform 2013/2014
- ⊗ Google Sheets
- ⊗ Search for a new solution
- ⊗ The Analytics Platform & Data Studio

Our Goal

- ⊗ K-5 assessment data
- ⊗ MCAS scores
- ⊗ i-Ready scores
- ⊗ Demographics
- ⊗ Real-time, dynamic data

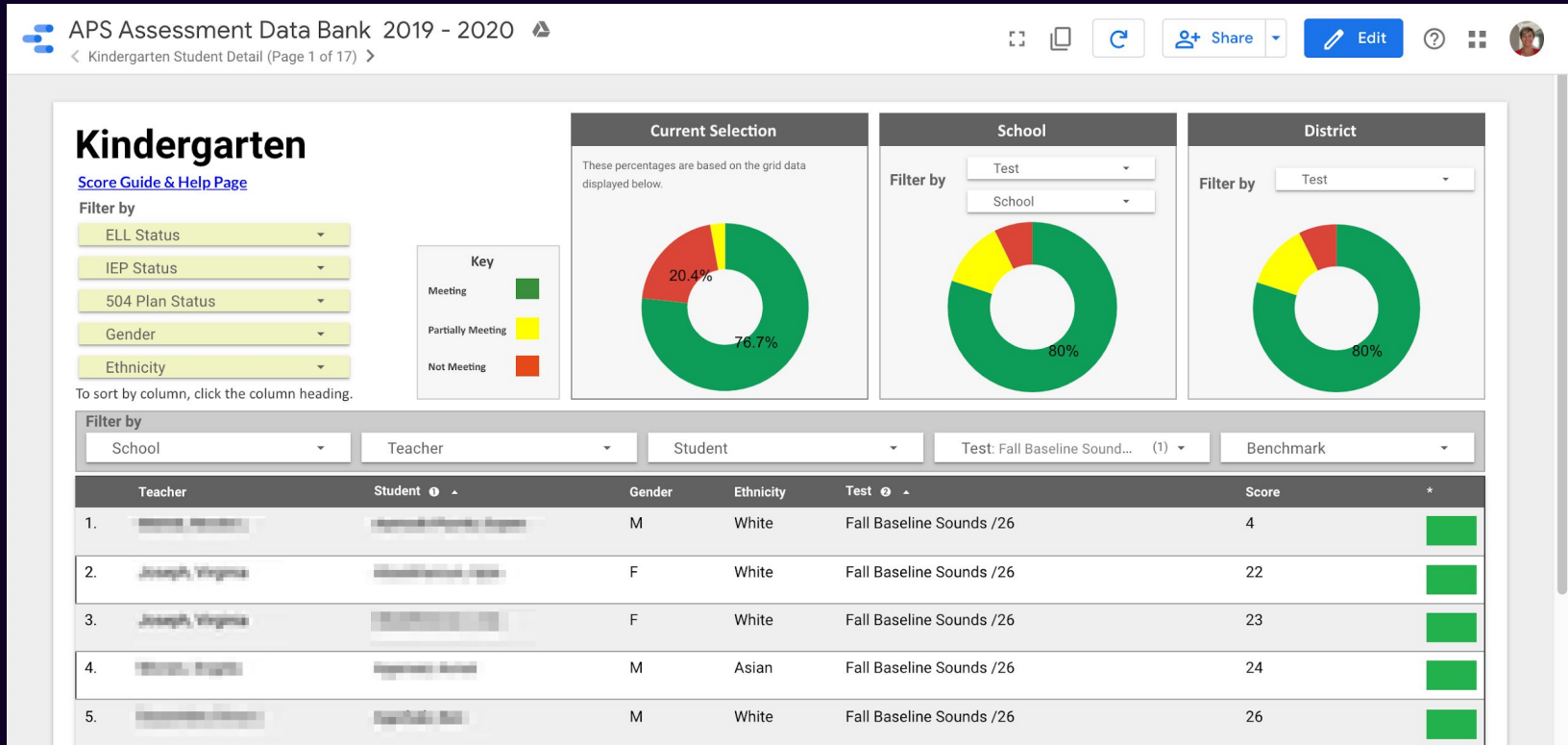
Databanks

- ⊗ District-wide
- ⊗ School-based

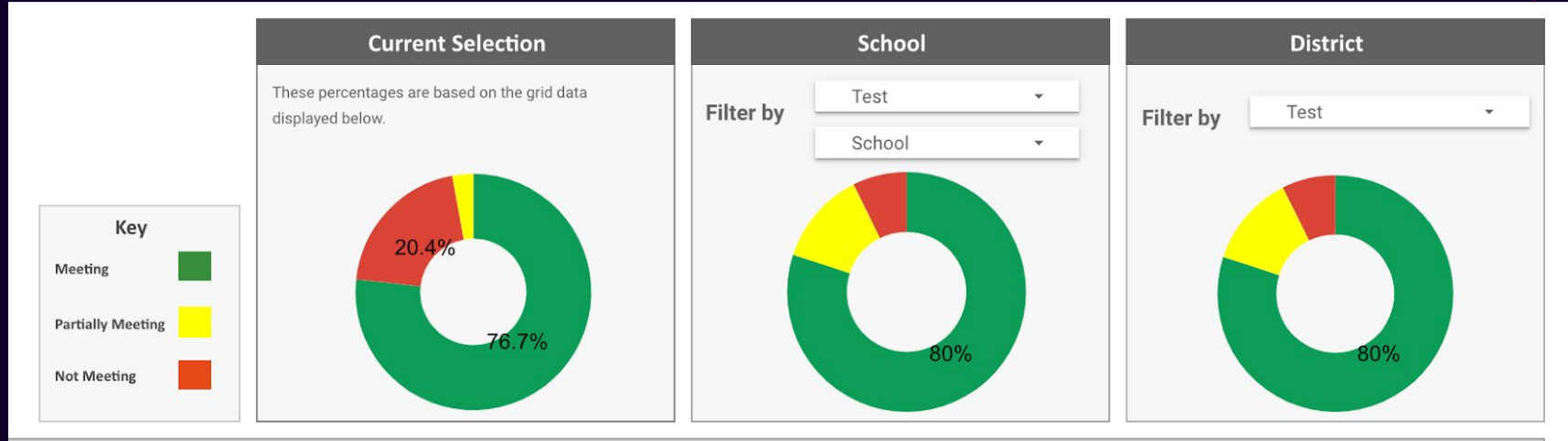
Rollout

- ⊗ Iterative process
- ⊗ Reading coaches
- ⊗ Principals and admins
- ⊗ Math coaches
- ⊗ Teachers

Databank view



Data Bank view



Filters

Filter by

ELL Status ▼

IEP Status ▼

504 Plan Status ▼

Gender ▼

Ethnicity ▼

To sort by column, click the column heading.

- ⊗ School
- ⊗ Teacher
- ⊗ Student
- ⊗ Test
- ⊗ Benchmark

Score Guide & Help Page

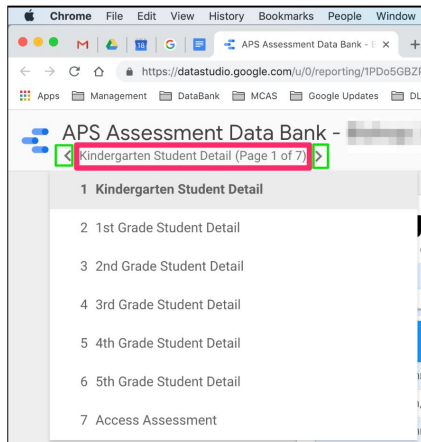
APS Assessment Data Bank Score Guide & Help Page

2

How to Navigate the APS Assessment Data Bank

To move from page to page:

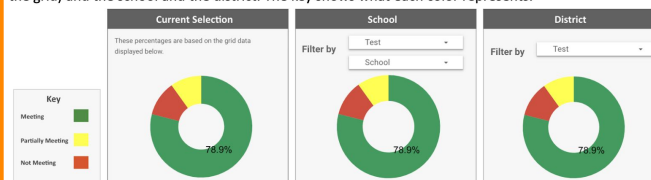
1. Click the right or left arrows or
2. Click the page name and use the drop down



New Data Viewing Options for this Year

Percentage Wheels

These charts show a comparison of student scores between the current data selection (what is listed in the grid) and the school and the district. The key shows what each color represents.



Filter by

This year, in order to see scores for a particular assessment, you'll click the "Test" dropdown and choose the assessment data you'd like to see. In the example below, the Fall DRA Level scores are shown. The color key lets you know if a student is meeting, partially meeting, or not meeting the benchmark.

Because no other filter was selected in the view below the scores being displayed are for all schools, teachers, and students. Each student is meeting the benchmark.

Filter by:		Teacher		Student		Test	Benchmark
School	Teacher	Student	Gender	Ethnicity	Test	Fall DRA Level	Score
9.	Teacher	Student				Fall DRA Level	-
10.	Teacher	Student				Fall DRA Level	-
11.	Teacher	Student				Fall DRA Level	-
12.	Teacher	Student				Fall DRA Level	-

Professional Learning

- ⊗ Stakeholders
- ⊗ Google docs

Questions about entering reading assessment scores			
Name (optional)	Question	Fix In progress	Done
Before adding your question, read through what's here. Your question may have been answered already.			
[Name Redacted]	What do you do if you notice that student information is incorrect? Is there a way to edit the information? You can change scores in your spreadsheet but you cannot edit anything in the Data Bank. Please check your scores. Email me if what is in your sheet is not displaying correctly in the Data Bank.		
[Name Redacted]	It seems that November Sounds is missing from the Kindergarten spreadsheet. We are working on that now.	✓	
[Name Redacted]	I am missing three students on there and 2 of them are ELL students We are working on adding the missing students now.	✓	
[Name Redacted]	How do we add/remove students who have moved or joined the class? I can sort by IEP but not ELL. If you get a new student, please add s/he one of the bottom two rows that are marked n/a. Students who have left the district will be removed at the end of the year.		
Some students have IEPs but are not listed as such on the Peirce Data Bank:	1 student (not working) 1 student (not working) 1 student (not working)	✓	

What We Learned & Next Steps

- ⊗ What do we want to know?
- ⊗ Data Wise
- ⊗ Google Sheets PD
- ⊗ Scaling up

THANKS!

Any questions?

You can find me at:

sbisson@arlington.k12.ma.us



Arlington Public Schools K-5 Assessment Databank

CREDITS

Special thanks to all the people who made and released these awesome resources for free:

- ⊗ Presentation template by [SlidesCarnival](#)
- ⊗ Photograph by Campaign Creators at [Unsplash](#)