

Arlington Net Zero Action Plan



Jennifer Raitt
Director of Planning and
Community Development

Ken Pruitt
Energy Manager

Department of Planning and
Community Development



August 9, 2021 Presentation to Select Board

History of Arlington Greenhouse Gas Mitigation Efforts

- 2000: Joined Cities for Climate Protection
- 2005: Adopted Arlington Sustainability Action Plan
- 2010: Became Green Community through MA Green Communities Program (\$1.8M in grants to date)
- 2012: Ran Solarize Mass Campaign
- 2017: Launched Arlington Community Electricity
- 2018: Joined Metropolitan Mayors Coalition; Committed to Net Zero by 2050; Clean Energy Future Committee established
- 2019: Ran HeatSmart Campaign
- 2021: Net Zero Action Plan


Clean Energy Future Committee

- Nellie Aikenhead
- Dan Amstutz
- Mark Breslow
- Adam Chapdelaine
- Coralie Cooper
- Shelly Dein
- Jim DiTullio
- Dan Dunn (former member)
- Ryan Katofsky
- Dave Levy
- Diane Mahon
- Pasi Miettinen
- Ken Pruitt
- Emily Sullivan



Net Zero Action Plan Project

- Funding from Executive Office of Energy and Environmental Affairs with Town match
- Technical support from Metropolitan Area Planning Council (MAPC)
- Partnership with MAPC, Town of Natick and City of Melrose
- Included funding to develop MAPC Net Zero Playbook
- Work began June 2019, completed Feb. 2021

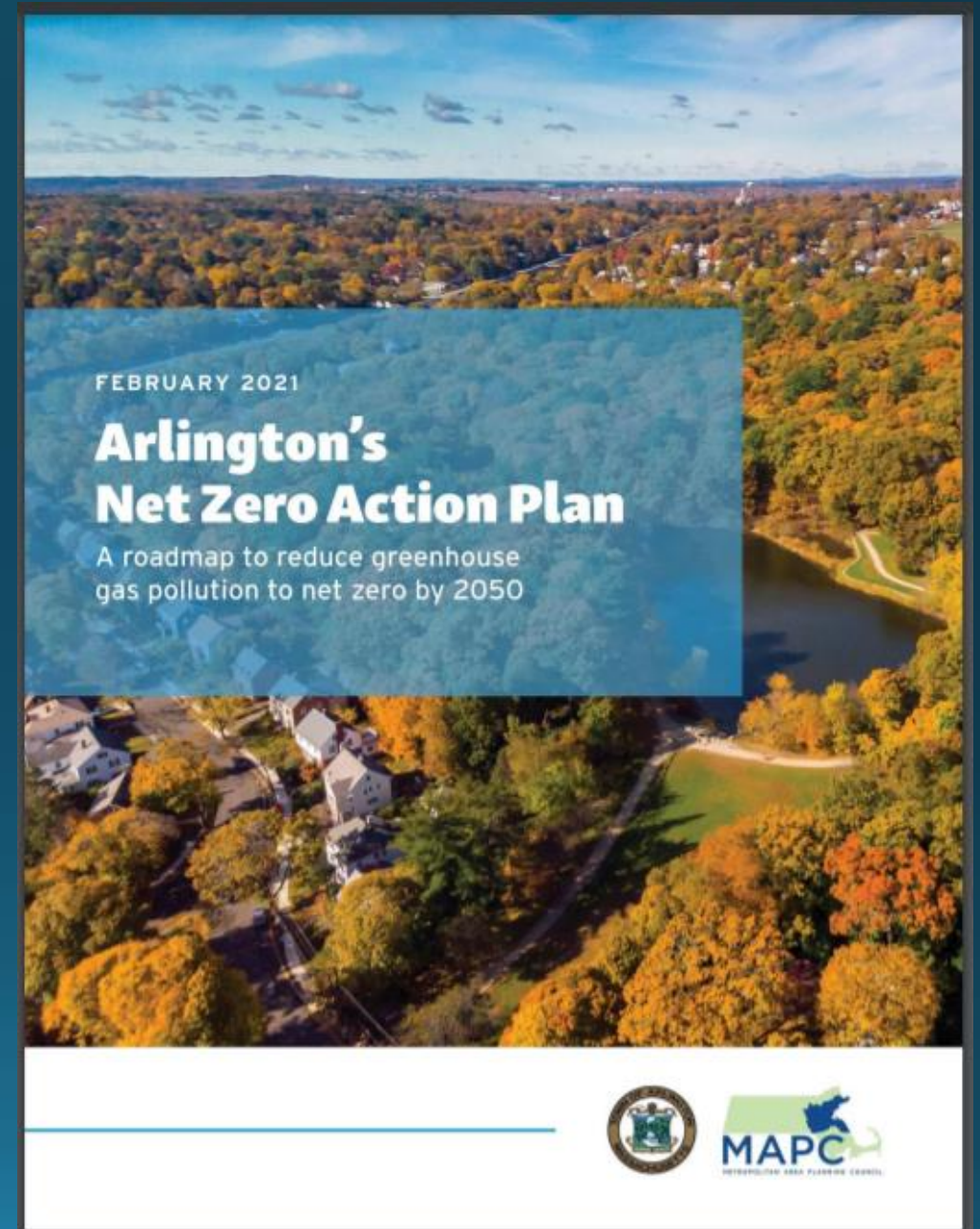


Net Zero Action Plan Engagement

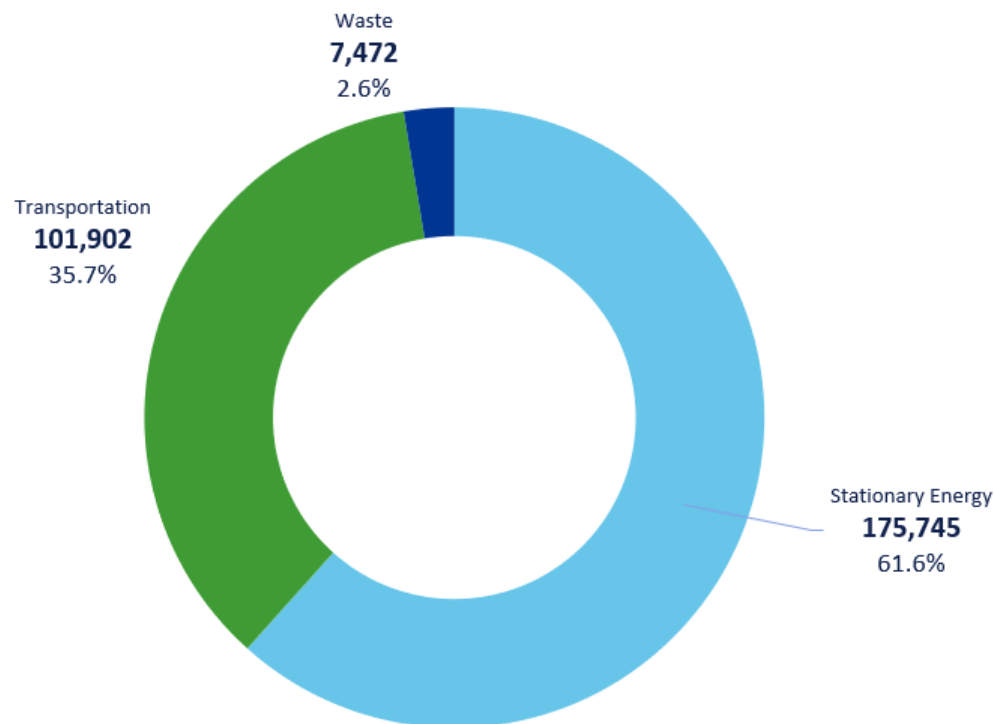
- Plan focused on equity
- Net Zero Survey in June 2020 (667 participants)
- Net Zero Virtual Open House in November 2020 (350 participants for in-depth review of measures in Net Zero Action Plan)
- Presentations to environmental, faith, business groups
- Presentations to Town departments, boards and commissions

Net Zero Action Plan

- Letter from the Future
 - Creative, fun, inspirational
- Getting to Net Zero
 - Background, overall goals
- Net Zero Action Roadmap
 - 31 GHG mitigation measures
- Implementation Tables
 - Key details on all 31 GHG mitigation measures in table format



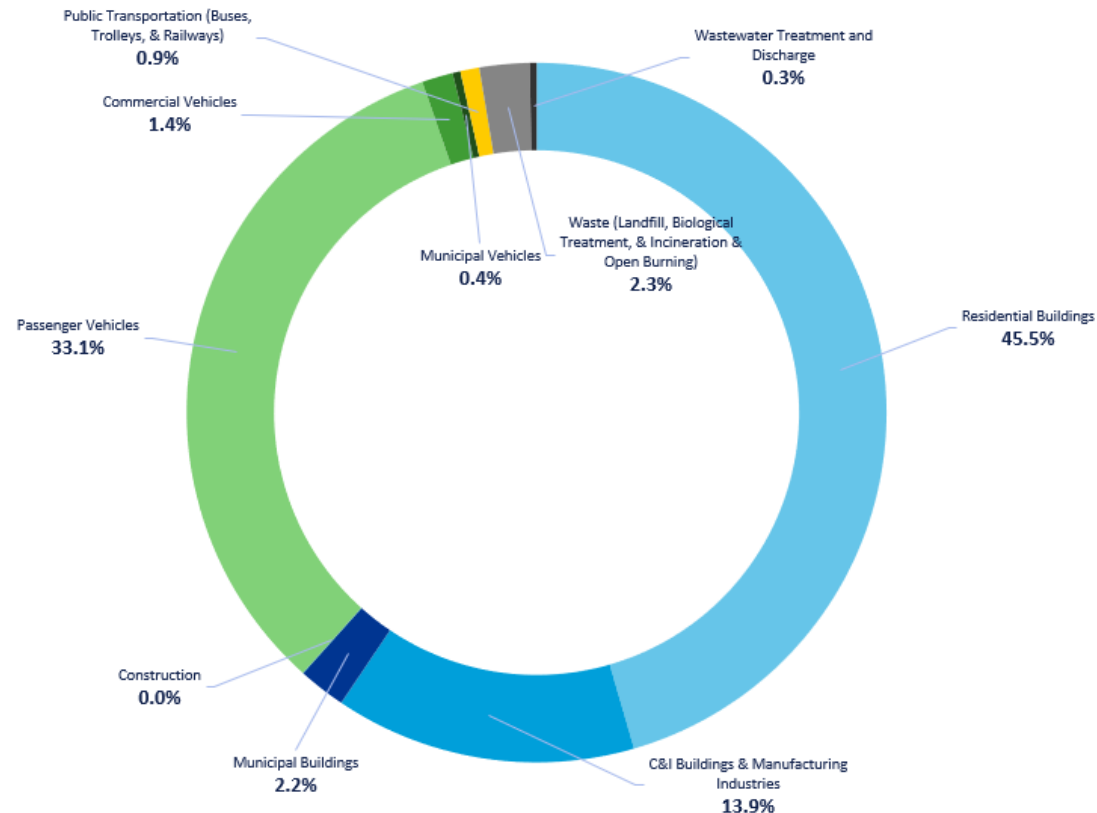
Community-wide Emissions (MT CO2e) by Sector



- Total 2017 emissions: 284,078 metric tons CO2e
- Inventory should be updated every 5 years

Arlington 2017 GHG Inventory

Percent of Total Community-Wide Emissions by Subsector (with Municipal Emissions Disaggregated)



Net Zero Action Plan Roadmap

- Three sections:
 - Net Zero Buildings
 - Zero Emissions Mobility
 - Clean Energy Supply
- Goal is to get Arlington on path to Net Zero
 - Will get us on path – good start
 - BUT: we will need additional measures not yet conceived of
 - New technologies
 - New federal or state laws

Net Zero Action Plan Roadmap

- Maximize energy efficiency
 - Promote building energy efficiency
- Electrify everything
 - Building space heating, water heating, cooking
 - Transportation (but first reduce VMTs)
- Green the grid
 - Advocate for increase in RPS
 - Green Arlington's electricity supply (ACE, municipal contracts)
 - Generate more local solar power

Net Zero Action Plan Roadmap

- 31 GHG mitigation measures
 - 17 in Buildings
 - 9 in Mobility
 - 5 in Energy
- Reflects role of sectors in GHG emissions:
 - 62% from buildings
 - 36% from transportation
 - Clean Energy Supply measures aimed at greening electricity supply to power those two sectors.

Net Zero Action Plan Implementation

- CEFC formed working groups & selected 10 measures to initiate:
 - 1-3: Electrify Arlington campaign, website, and EV promotion (3 measures)
 - 4: Advocate for net zero stretch code
 - 5: Study commercial Property Assessed Clean Energy (C-PACE)
 - 6: Continue & expand participation in Green Communities and similar programs
 - 7: Support implementation of Connect Arlington
 - 8: Adopt zero emissions municipal fleet policy / plan
 - 9: Advocate for improved utility rates for EV charging
 - 10: Increase Arlington Community Electricity default to 100% by 2030
- CEFC will evaluate priorities and measures annually
- Plan may be updated every 5 years