

Fall 2021 Panorama Student Survey Results

Prepared by Roderick MacNeal, Jr., Ed.D.
Assistant Superintendent
Arlington Public Schools





Objectives

- Review the data from the Fall 21 Panorama Survey
- Give an overview of the data collected
- Present observations and questions generated by the survey
- Respond to comments/questions



Grades 3-5



Overview





Fall 2021 Panorama Student
Survey (School-Level)
Grades 3-5

Group Name

Group Size

Cultural Awareness and
Action

Rigorous Expectations

School Climate

School Safety

Sense of Belonging
Teacher-Student
Relationships

All respondents

1,350

33%

74%

65%

74%

69%

66%

Do you identify as transgender?

Yes

37

-5

-15

-8

-12

-12

-7

No

1,087

+1

+2

+1

+2

+1

+2

I'm not sure

141

-4

-9

-1

-9

-6

-7

I'd rather not answer this qu...

80

+7

+1

-4

-9

-10

-1

Group Name

Group Size

Cultural Awareness and
Action

Rigorous Expectations

School Climate

School Safety

Sense of Belonging
Teacher-Student
Relationships

All respondents

1,350

33%

74%

65%

74%

69%

66%

What is your gender?

I am a girl

624

-1

0

+5

+1

+1

+3

I am a boy

666

+1

+1

-3

0

-1

-2

I use another word (like non...)

53

+9

-5

-2

-12

-15

+2

Group Name	Group Size	Cultural Awareness and Action	Rigorous Expectations	School Climate	School Safety	Sense of Belonging	Teacher-Student Relationships
All respondents	1,350	33%	74%	65%	74%	69%	66%

Please indicate the primary language you speak at home. (Please indicate only one.)

Chinese	25	-2	-6	-3	-1	+1	-3
English	1,096	0	+1	+1	+1	0	+1
French	7	+4	-14	+9	-8	-1	-5
Korean	7	-6	-12	-15	-20	-15	-18
Russian	13	+1	+6	-7	+1	-7	-6
Spanish	18	+6	-13	+1	-12	-5	+3
Other/multiple languages	171	+1	-2	-1	-5	-2	+1
Confidentiality protected	9	-3	-7	+5	-9	+7	+12

Group Name	Group Size	Cultural Awareness and Action	Rigorous Expectations	School Climate	School Safety	Sense of Belonging	Teacher-Student Relationships
All respondents	1,350	33%	74%	65%	74%	69%	66%
Student ELL Status							
-	1,231	0	+1	0	+1	-1	+1
ELL	68	-1	-10	+2	-7	-1	-2
FEL	38	-2	-1	+5	-6	+4	+2
Confidentiality protected	13	+7	+3	-5	+6	+3	+5
Student Special Education Status							
FALSE	1,132	0	+1	+2	+1	0	+1
TRUE	218	-1	-5	-7	-5	-4	-5

Group Name	Group Size	Cultural Awareness and Action	Rigorous Expectations	School Climate	School Safety	Sense of Belonging	Teacher-Student Relationships
All respondents	1,350	33%	74%	65%	74%	69%	66%
ELL Status							
-	1,231	0	+1	0	+1	-1	+1
ELL	68	-1	-10	+2	-7	-1	-2
FEL	38	-2	-1	+5	-6	+4	+2
Confidentiality protected	13	+7	+3	-5	+6	+3	+5
Student Gender							
Female	8	+6	-9	+4	-8	+9	+3
Male	9	+6	+2	-7	-12	+4	-2

Group Name

Group Size

Cultural Awareness and
Action

Rigorous Expectations

School Climate

School Safety

Sense of Belonging
Teacher-Student
Relationships

All respondents

1,350

33%

74%

65%

74%

69%

66%

Student Grade Level

3

471

-2

-1

+3

-3

+2

-2

4

437

-1

-1

+1

+2

-1

+1

5

442

+3

+3

-2

+1

-3

+2

Group Name	Group Size	<div> <div>Cultural Awareness and Action</div> <div>Rigorous Expectations</div> <div>School Climate</div> <div>School Safety</div> <div>Sense of Belonging</div> <div>Teacher-Student Relationships</div> </div>					
All respondents	1,350	33%	74%	65%	74%	69%	66%
Student Race							
A	201	-2	-2	+3	-2	0	0
A, W	69	-5	+2	-7	-1	-10	-2
B	40	-8	-6	-10	-14	-18	-8
B, H	5	+7	+10	-2	-10	+16	+12
B, W	15	0	-1	+11	-11	+3	+10
W	928	+1	+1	+2	+2	+1	+1
W, H	63	-1	-1	-7	-5	-1	-1
Confidentiality protected	29	+3	-1	0	-9	+1	-2

Group Name

Group Size

Cultural Awareness and
Action

Rigorous Expectations

School Climate

School Safety

Sense of Belonging
Teacher-Student
Relationships

All respondents

1,350

33%

74%

65%

74%

69%

66%

Confidentiality protected

29

+3

-1

0

-9

+1

-2

Special education status

FALSE

1,132

0

+1

+2

+1

0

+1

TRUE

218

-1

-5

-7

-5

-4

-5




Cultural Awareness and Action



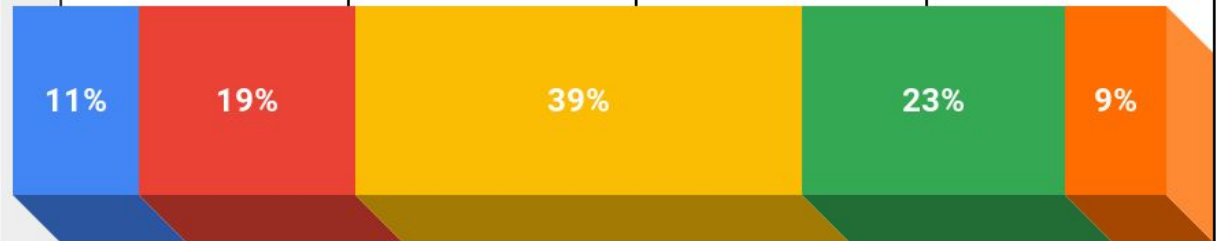
Grades 3-5

Almost never Once in a while Sometimes Frequently Almost always

How often do teachers encourage you to learn about people from different races, ethnicities, or cultures?



How often do you think about what someone of a different race, ethnicity or culture experiences?



0%

25%

50%

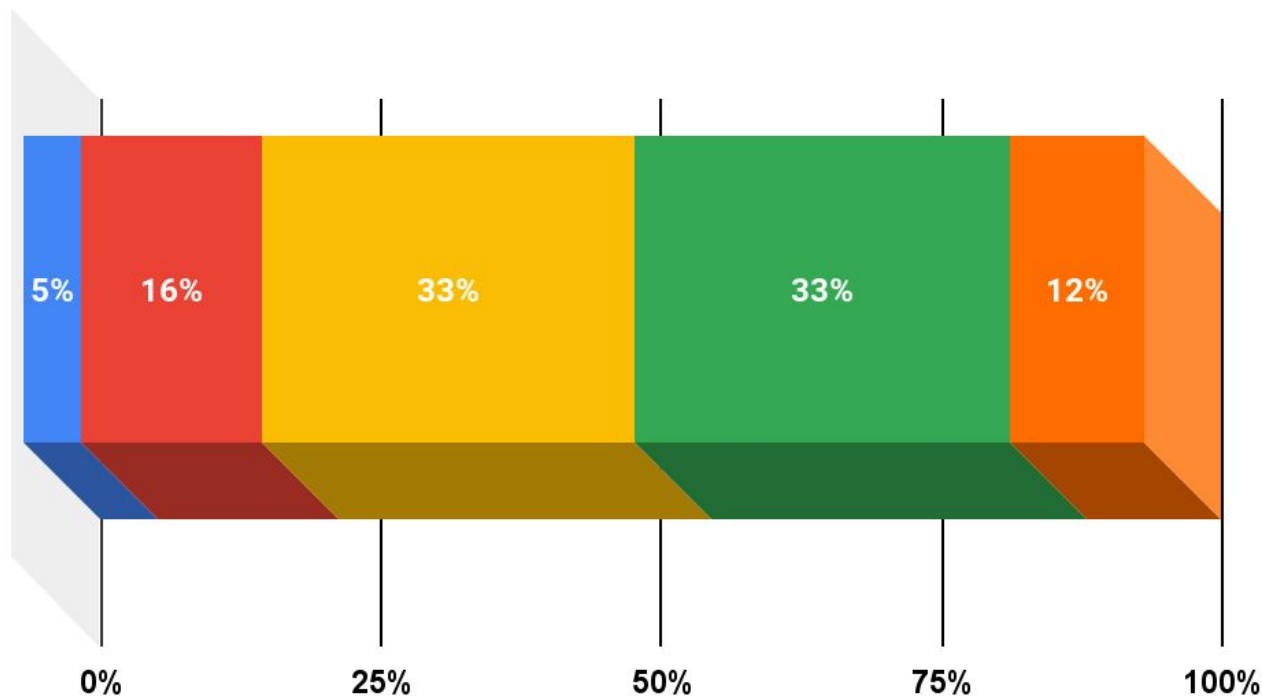
75%

100%

Grades 3-5

■ Not at all confident ■ Slightly confident ■ Somewhat confident ■ Quite confident
■ Extremely confident

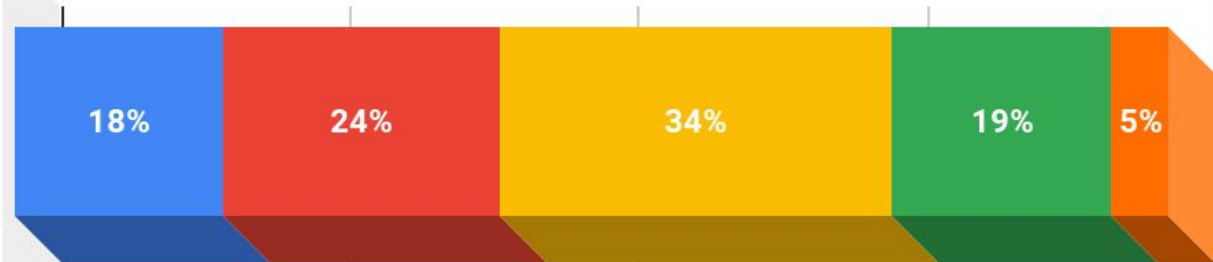
How confident are you
that students at your
school can have honest
conversations with
each other about race?



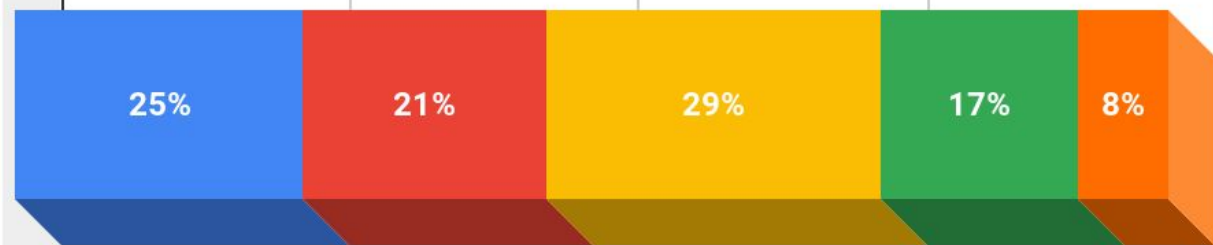
Grades 3-5

■ Almost never ■ Once in a while ■ Sometimes ■ Frequently ■ Almost always

At your school, how often are you encouraged to think more deeply about race-related topics?



When there are major news events related to race, how often do adults at your school talk about them with students?



0%

25%

50%

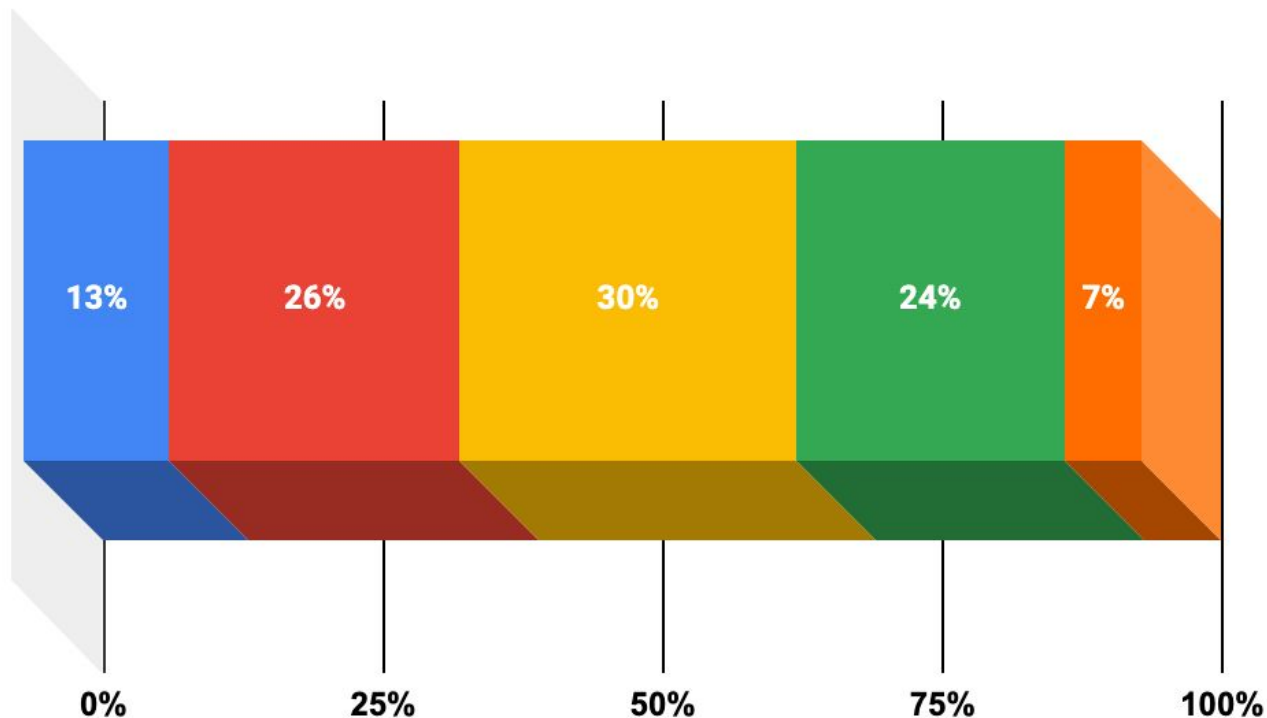
75%

100%

Grades 3-5

■ Not at all comfortable ■ Slightly comfortable ■ Somewhat comfortable
■ Quite comfortable ■ Extremely comfortable

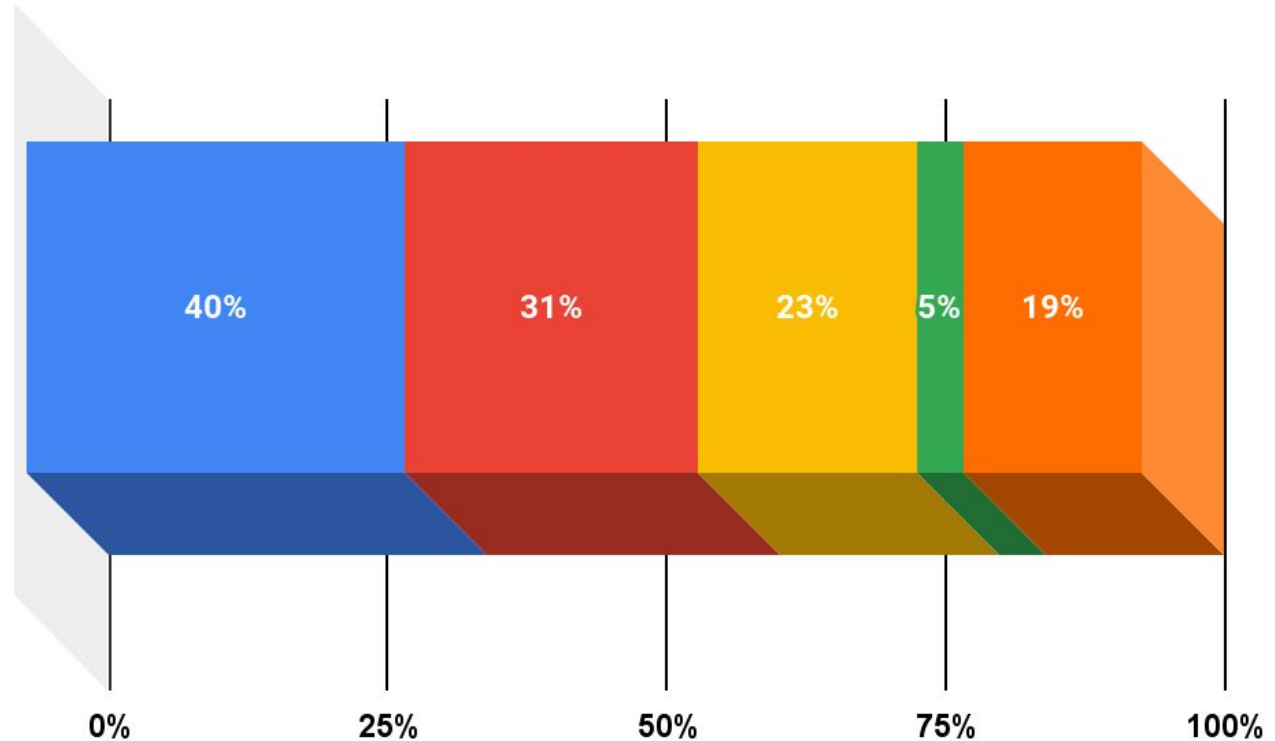
How comfortable are
you sharing your
thoughts about race
related topics with
other students at your
school?



Grades 3-5

■ Almost never ■ Once in a while ■ Sometimes ■ Frequently ■ Almost always

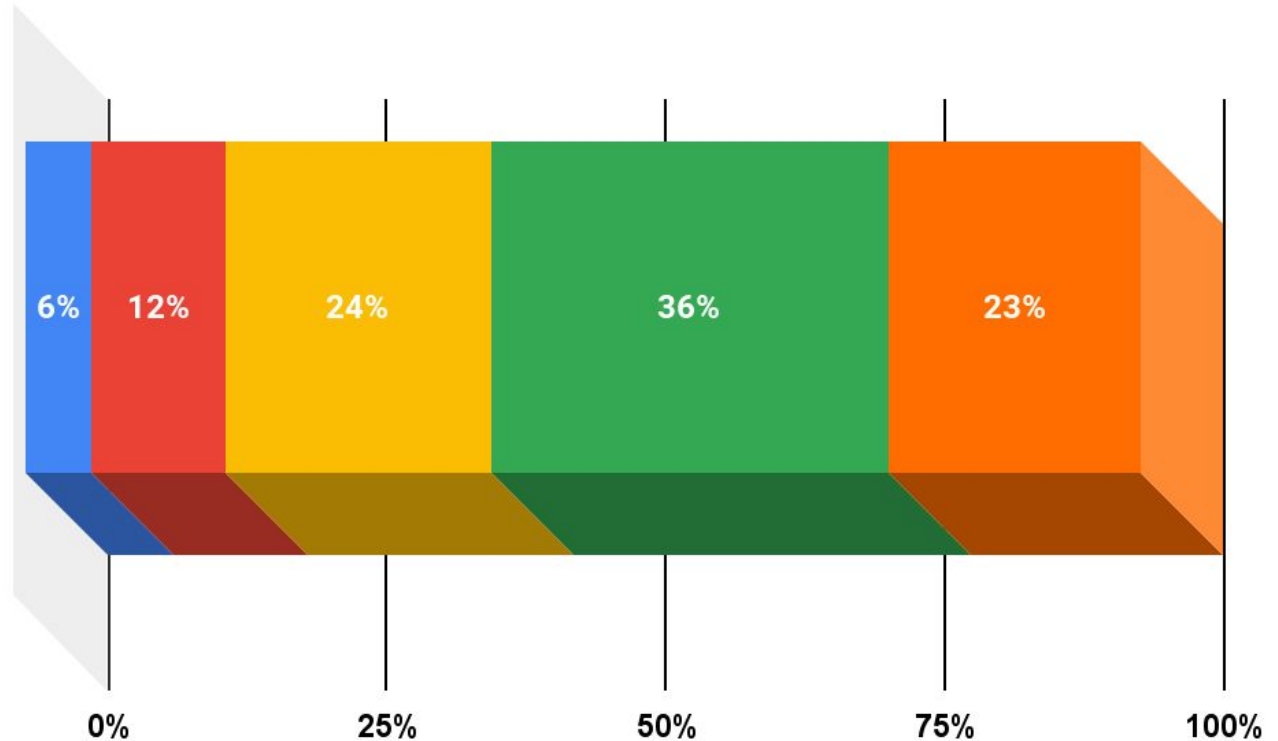
How often do students at your school have important conversations about race, even when they might be uncomfortable?



Grades 3-5

■ Not at all well ■ Slightly well ■ Somewhat well ■ Quite well ■ Extremely well

How well does your school help students speak out against racism?





Rigorous Expectations





Areas of Strength

QUESTION


- When you feel like giving up, how likely is it that your teacher will make you keep trying?

84% 
responded
favorably



QUESTION

- How much does your teacher encourage you to do your best?

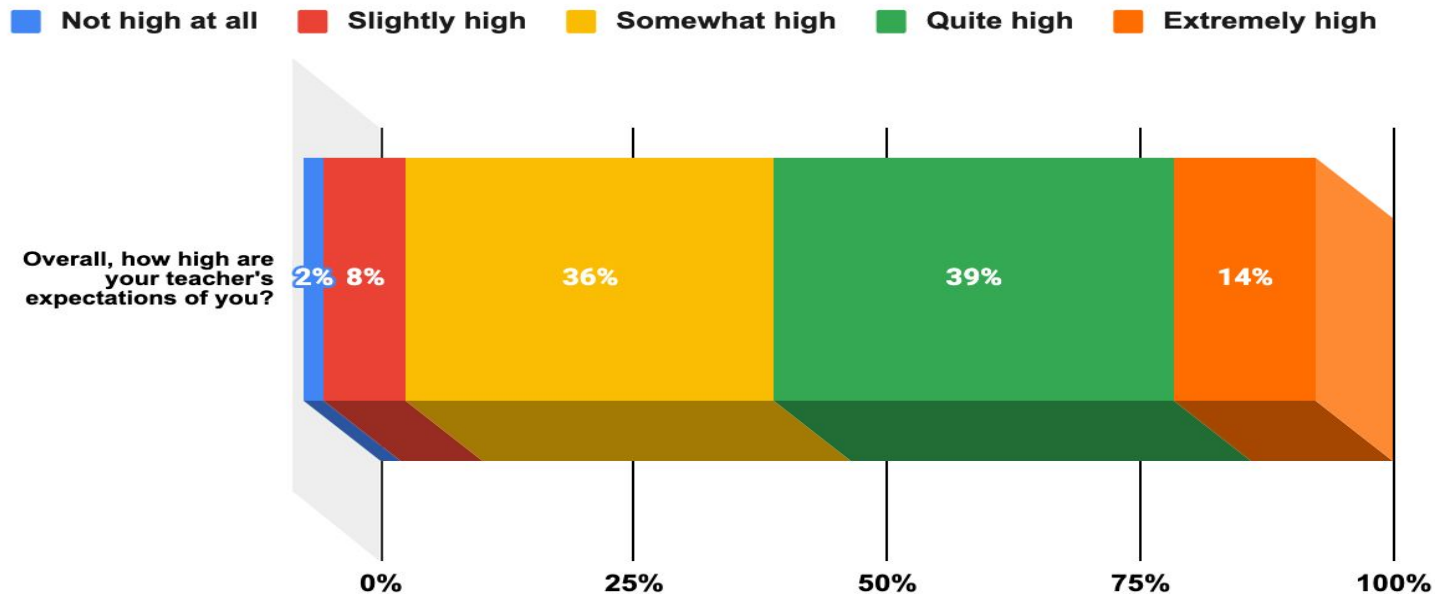
83% 
responded
favorably





Area of inquiry

Grades 3-5





School Safety






Areas of Strength

QUESTION


> How often do students get into physical fights at your school?

81% 
responded
favorably



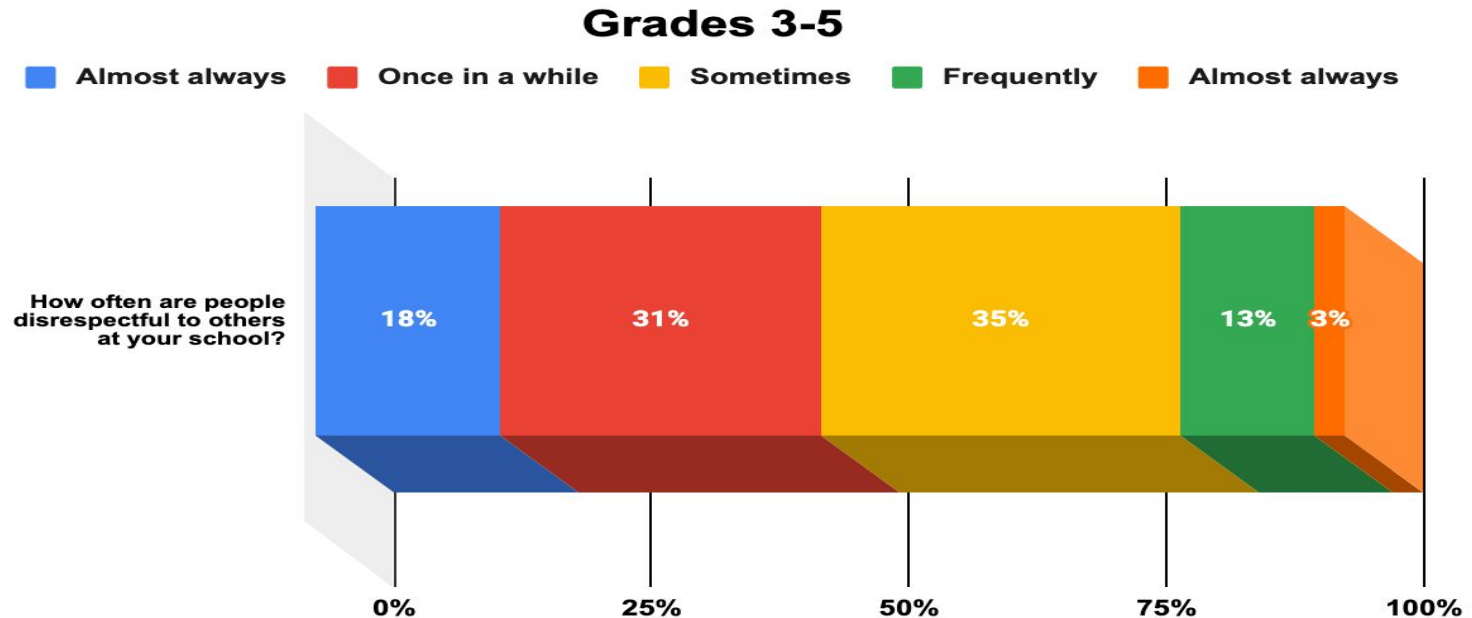
QUESTION

> How likely is it that someone from your school will bully you online?

90% 
responded
favorably



Area of inquiry





Sense of Belonging



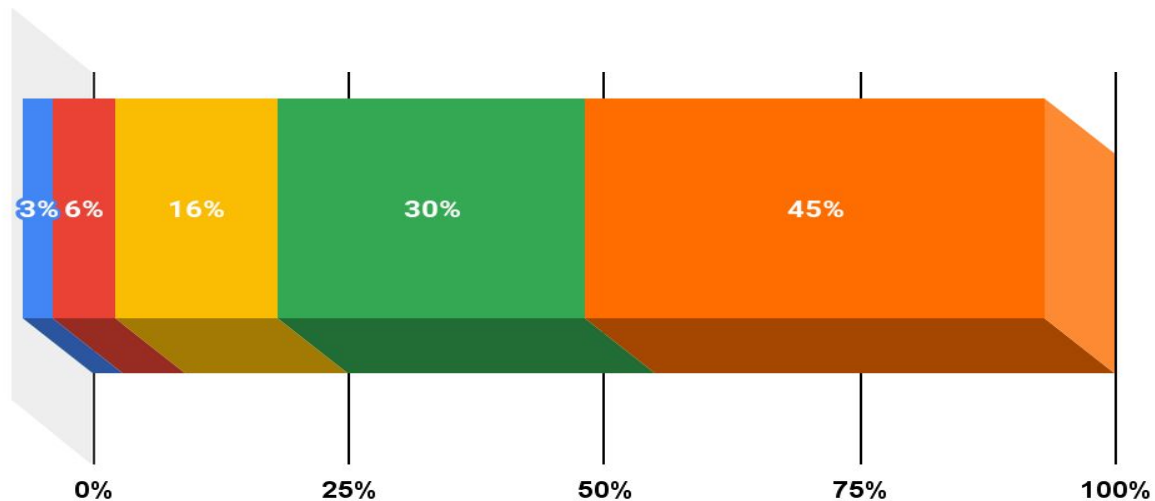


Area of strength

Grades 3-5

■ Do not belong at all ■ Belong a little bit ■ Belong somewhat ■ Belong quite a bit
■ Completely belong

Overall, how much do
you feel like you belong
at your school?



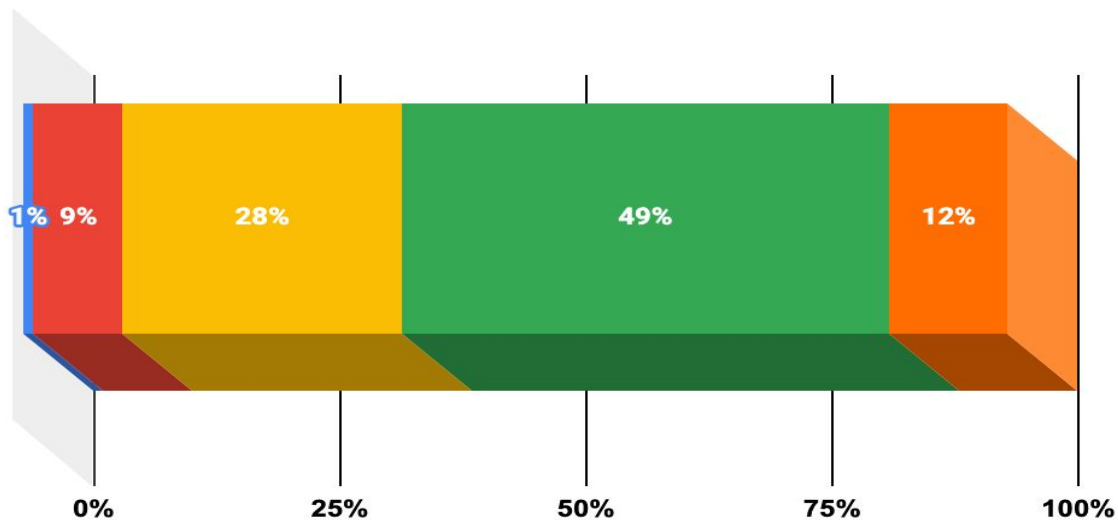


Area of inquiry

Grades 3-5

■ No respect at all ■ A little bit of respect ■ Some respect ■ Quite a bit of respect
■ Tremendous amount of respect

How much respect do students at your school show you?





Teacher-Student Relationships



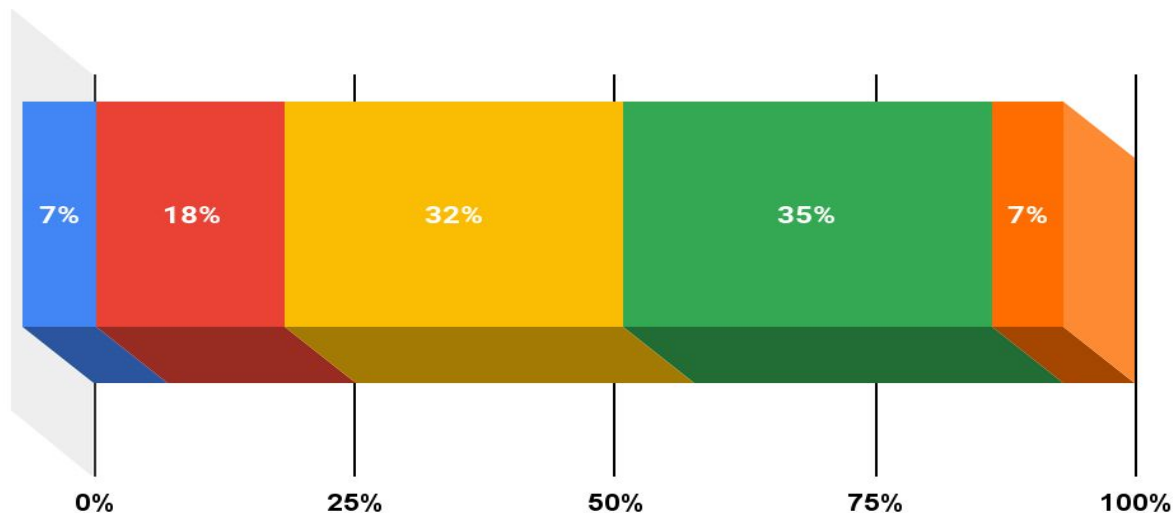


Area of Strength

Grades 3-5

■ Not at all concerned ■ Slightly concerned ■ Somewhat concerned
■ Quite concerned ■ Extremely concerned

If you walked into class upset, how concerned would your teacher be?



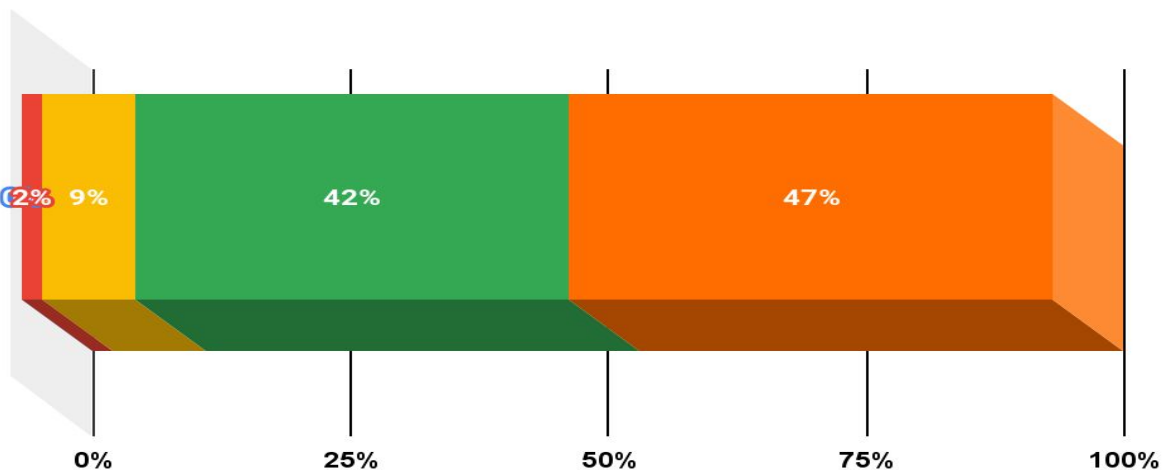


Area of Inquiry

Grades 3-5

■ No at all respectful ■ Slightly respectful ■ Somewhat respectful ■ Quite respectful
■ Extremely respectful

How respectful is your
teacher toward you?





Grades 6-12

Group Size

Cultural Awareness and
Action

Rigorous Expectation

School Climate

School Safety

Sense of Belonging
Teacher-Student
Relationships

All respondents

1,836

62%

68%

52%

78%

46%

64%

Please indicate the primary language you speak at home. (Please indicate only one.)

Chinese

24

-11

-2

+7

+5

-1

-11

English

1,553

0

0

0

0

-1

0

French

20

+2

+5

+19

+5

+6

+7

Italian

10

+3

+16

+17

+9

+30

+22

Russian

13

+7

+5

+5

+7

+11

+7

Spanish

21

-7

-10

-6

-1

-1

-9

Other/multiple languages

180

+3

+1

+1

-3

0

-1

Confidentiality protected

11

-5

+1

+10

-1

+1

-6

Group Size		Cultural Awareness and Action	Rigorous Expectations	School Climate	School Safety	Sense of Belonging	Teacher-Student Relationships
All respondents	1,836	62%	68%	52%	78%	46%	64%

What is your race or ethnicity?

Asian	191	-2	+2	+2	+3	-1	0
Black or African American	55	-6	-10	-6	-9	-3	-3
Hispanic or Latino	74	+1	0	+2	+1	+1	-2
White	1,245	+2	-1	+1	0	0	0
Two or More Races/Ethnicit...	200	-5	0	-3	-1	-6	-3
Confidentiality protected	53	-7	-3	-4	-3	-7	-7

Group Size		Cultural Awareness and Action	Rigorous Expectations	School Climate	School Safety	Sense of Belonging	Teacher-Student Relationships
All respondents	1,836	62%	68%	52%	78%	46%	64%

What is your gender?

Female	875	+2	+1	+1	-1	-1	0
Male	831	-1	-1	+2	+2	+3	+1
Prefer to self-describe	125	-5	-7	-11	-9	-20	-11

Group Size

		Cultural Awareness and Action	Rigorous Expectations	School Climate	School Safety	Sense of Belonging	Teacher-Student Relationships
All respondents	1,836	62%	68%	52%	78%	46%	64%

What kinds of grades do you usually get?

Mostly As	863	+2	+5	+6	+3	+2	+4
Mostly As and Bs	750	-1	-2	-2	-2	-1	-2
Mostly Bs	85	-2	-14	-11	-6	-11	-12
Mostly Bs and Cs	100	-4	-13	-9	-6	-10	-12
Mostly Cs	10	-11	-27	-8	0	-8	0
Mostly Cs and Ds	11	-17	-11	-19	0	-7	-19
Mostly Ds and Fs	8	-15	-20	0	+2	-6	-14
Confidentiality protected	7	-19	-39	-32	-32	-32	-36

Group Size		Cultural Awareness and Action	Rigorous Expectations	School Climate	School Safety	Sense of Belonging	Teacher-Student Relationships
All respondents	1,836	62%	68%	52%	78%	46%	64%

Do you identify as transgender?							
Yes	46	-9	0	-14	-12	-22	-10
No	1,668	+1	0	+2	+1	+1	+1
I'm not sure	63	-8	-14	-13	-10	-18	-12
I'd rather not answer this qu...	44	-3	-6	-12	-7	-27	-20

Group Size		Cultural Awareness and Action	Rigorous Expectations	School Climate	School Safety	Sense of Belonging	Teacher-Student Relationships
All respondents	1,836	62%	68%	52%	78%	46%	64%

Student ELL Status							
-	801	+1	+4	+5	+1	+3	+5
ELL	20	+10	0	+6	+6	+6	-2
Ex-FEL	39	+2	-1	-1	+1	-4	-1
FEL	79	+4	-3	+7	+2	+3	0
NotELL	897	-2	-4	-4	-2	-4	-5

Group Size		Cultural Awareness and Action	Rigorous Expectations	School Climate	School Safety	Sense of Belonging	Teacher-Student Relationships
All respondents	1,836	62%	68%	52%	78%	46%	64%
Student Gender							
Female	10	-18	+8	-7	0	-2	0
Male	7	+13	+3	+37	+10	+28	+28

Group Size			Cultural Awareness and Action	Rigorous Expectations	School Climate	School Safety	Sense of Belonging	Teacher-Student Relationships
All respondents	1,836		62%	68%	52%	78%	46%	64%
Student Grade Level								
6	338		-2	+8	+12	+3	+9	+11
7	402		+5	+3	+4	+1	+6	+5
8	380		-2	0	-2	-3	-1	-1
9	220		+3	-6	-3	+3	-4	-6
10	206		-3	-8	-9	0	-11	-12
11	178		-2	-8	-7	-2	-10	-12
12	112		-4	-4	-6	-2	-8	+1

		Group Size							
				Cultural Awareness and Action	Rigorous Expectations	School Climate	School Safety	Sense of Belonging	Teacher-Student Relationships
All respondents		1,836		62%	68%	52%	78%	46%	64%
Student Race									
A	201	-2	+2	+3	+3	-1	0		
A, W	72	+1	0	-2	0	-2	-5		
B	55	-10	-8	-6	-6	-3	-1		
B, W	22	-10	-2	-1	-6	+4	+3		
I, W	5	+3	0	-17	-19	-20	-34		
W	1,340	+1	0	+1	0	0	0		
W, H	102	+3	0	+1	-1	-1	-2		
Confidentiality protected	39	+3	-4	-7	0	-4	-2		

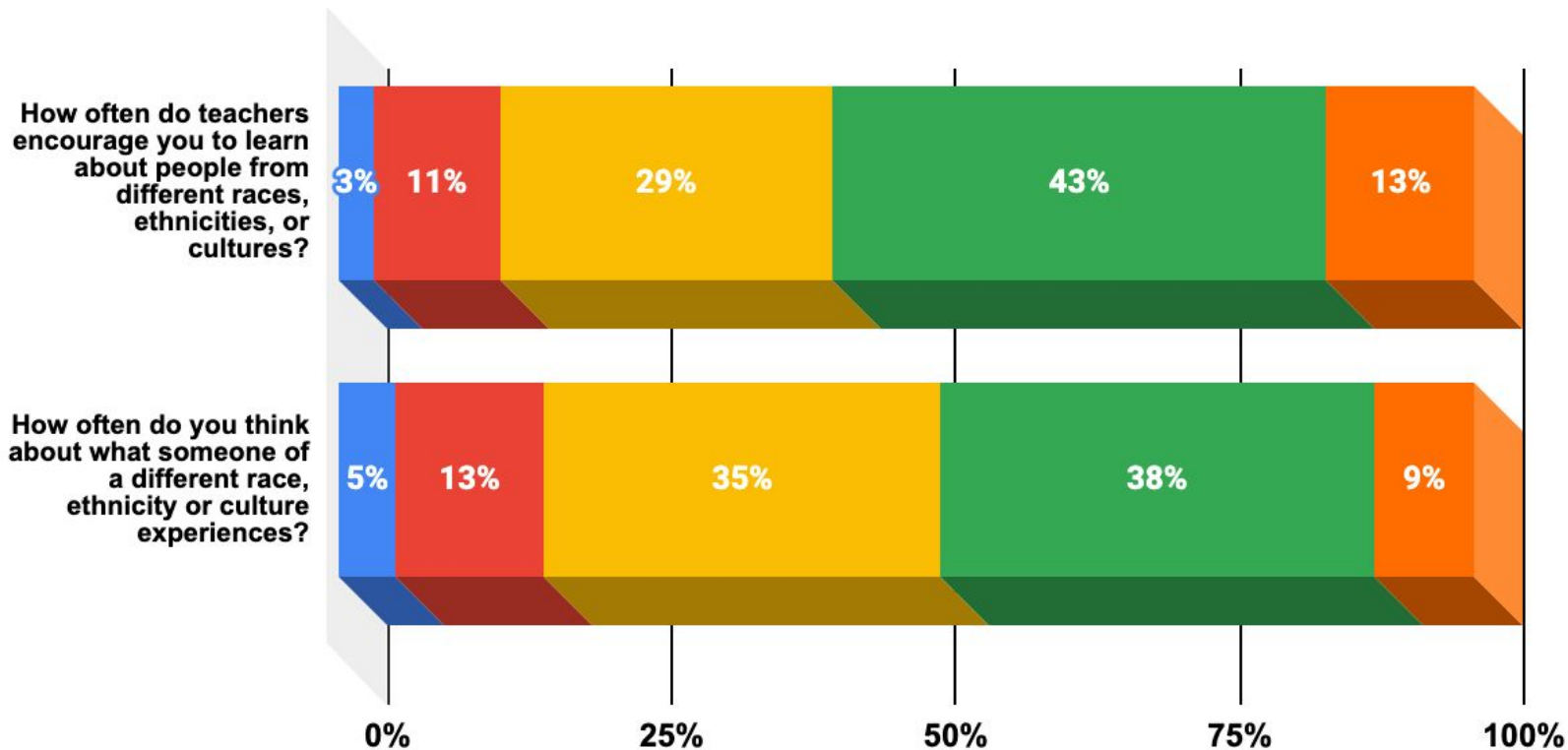
Group Size		Cultural Awareness and Action	Rigorous Expectations	School Climate	School Safety	Sense of Belonging	Teacher-Student Relationships
All respondents	1,836	62%	68%	52%	78%	46%	64%
Confidentiality protected	39	+3	-4	-7	0	-4	-2
Special education status							
FALSE	1,575	+1	0	0	0	-1	0
TRUE	261	-6	-2	+1	-3	+1	-1



Cultural Awareness and Action

Grades 6-12

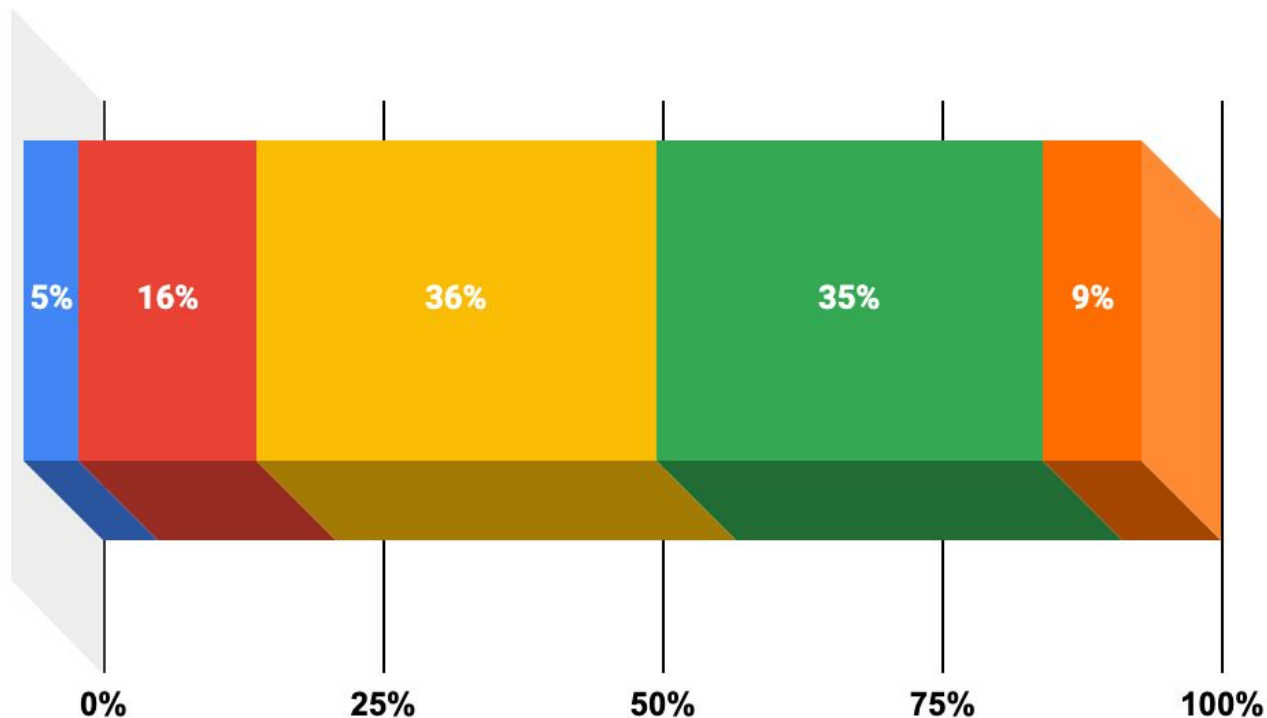
Almost never Once in a while Sometimes Frequently Almost always



Grades 6-12

■ Not at all confident ■ Slightly confident ■ Somewhat confident ■ Quite confident
■ Extremely confident

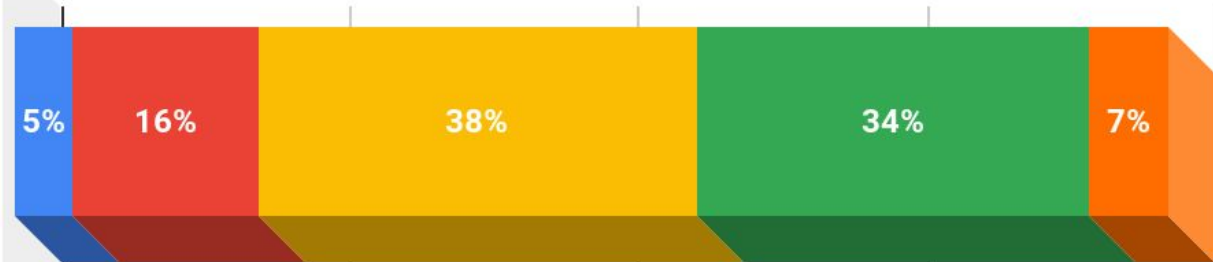
How confident are you
that students at your
school can have
honest conversations
with each other about
race?




Grades 6-12

■ Almost never ■ Once in a while ■ Sometimes ■ Frequently ■ Almost always

At your school, how often are you encouraged to think more deeply about race-related topics?



When there are major news events related to race, how often do adults at your school talk about them with students?



0%

25%

50%

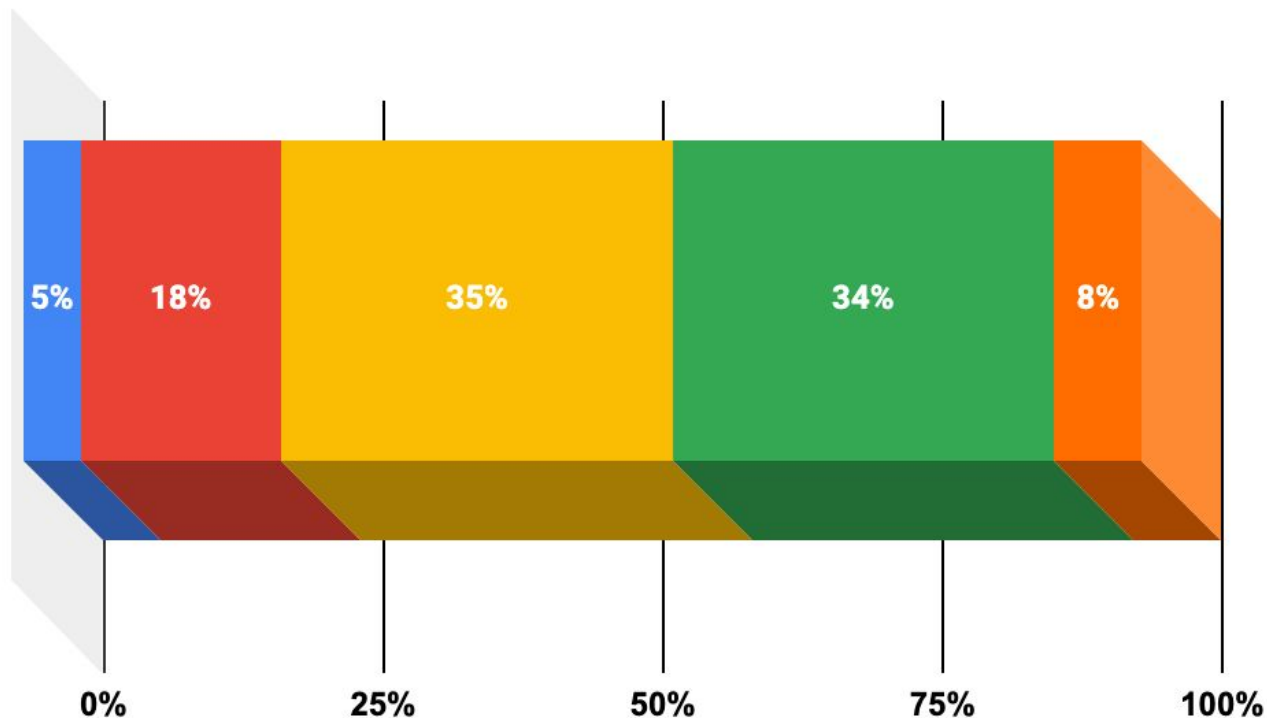
75%

100%

Grades 6-12

■ Not at all comfortable ■ Slightly comfortable ■ Somewhat comfortable
■ Quite comfortable ■ Extremely comfortable

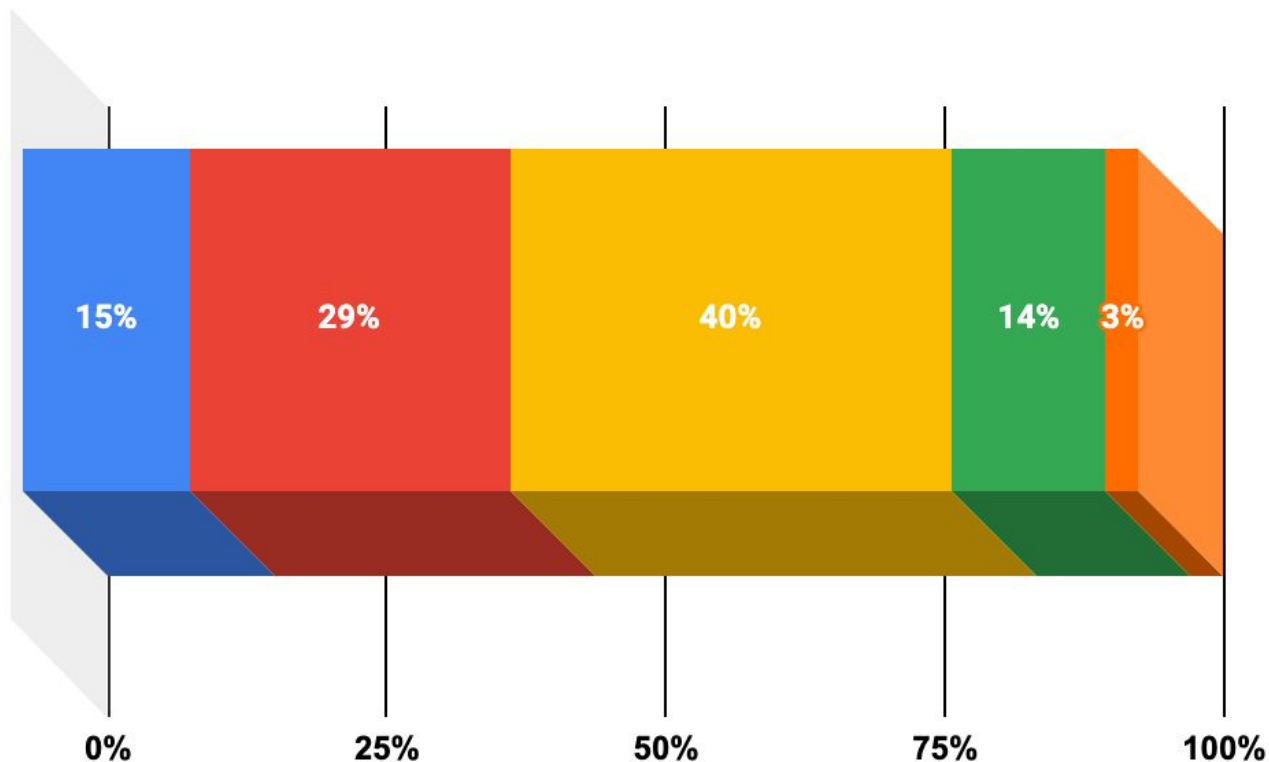
How comfortable are you sharing your thoughts about race related topics with other students at your school?



Grades 6-12

■ Almost never ■ Once in a while ■ Sometimes ■ Frequently ■ Almost always

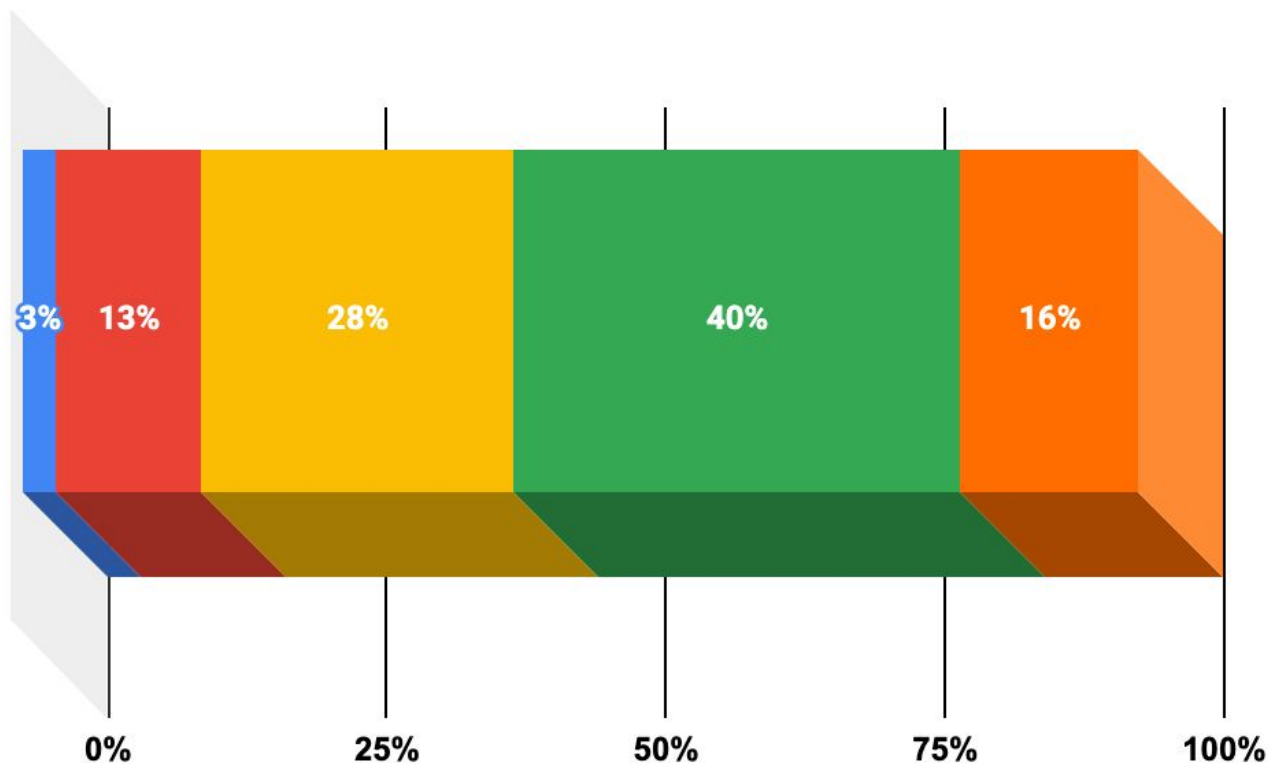
How often do students
at your school have
important
conversations about
race, even when they
might be
uncomfortable?



Grades 6-12

■ Not at all well ■ Slightly well ■ Somewhat well ■ Quite well ■ Extremely well

How well does your school help students speak out against racism?





Rigorous Expectations






Area of Strength

QUESTION

➤ How often do your teachers make you explain your answers?

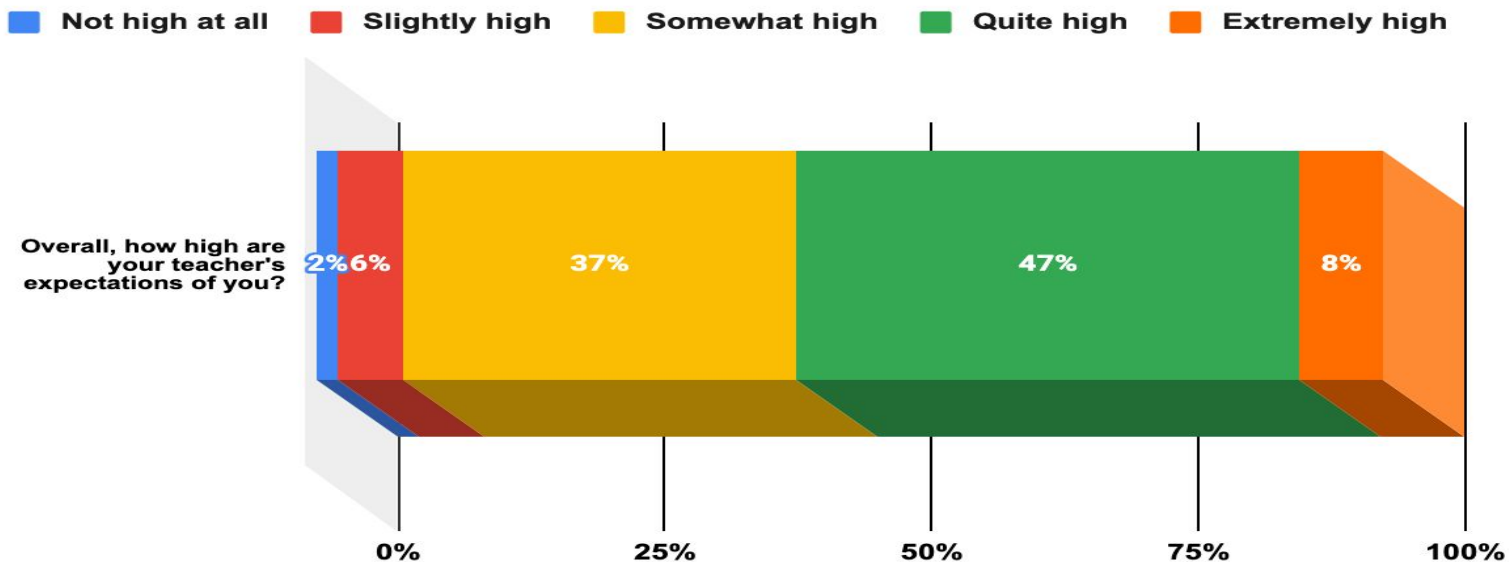
77% 
responded
favorably





Area of inquiry

Grades 6-12






Other Questions

QUESTION

➤ When you feel like giving up on a difficult task, how likely is it that your teachers will make you keep trying?

73% 
responded
favorably



QUESTION


➤ How much do your teachers encourage you to do your best?

72% 
responded
favorably



QUESTION

➤ How often do your teachers take time to make sure you understand the material?

61% 
responded
favorably





School Climate





Area of Strength

QUESTION

➤ How fair or unfair are the rules for the students at this school?

67% 
responded
favorably





Area of inquiry