



Heterogeneous Grade 9 English Pilot

Arlington School Committee
Fall Data - October 26, 2023



Presentation Overview

- **Outcomes and Evaluation Plan**
- October Review
 - Final 2022-23 Grades
 - Initial 2023-24 Participation Rates



Outcomes and Evaluation

We would be looking for equal or better outcomes by level and demographic group for each of the following:

- Honors level participation
- Student grades
- Rigorous Expectations: Pre and post survey (Panorama) of classroom expectations, teacher student relationships, and classroom belonging
- Future enrollment in honors
- Achievement and MCAS scores (long-term impact)



Next Steps

- October Review
 - Final 2022-23 Grades
 - Initial 2023-24 Participation Rates
- December Proposal
 - Term 1 Grades 2023-24
 - Recommendations for Program of Studies (Continue pilot? English 10?)
- June Review
 - Semester 1 Grades 2023-24
 - Semester 1 Participation Rates
 - Panorama Results

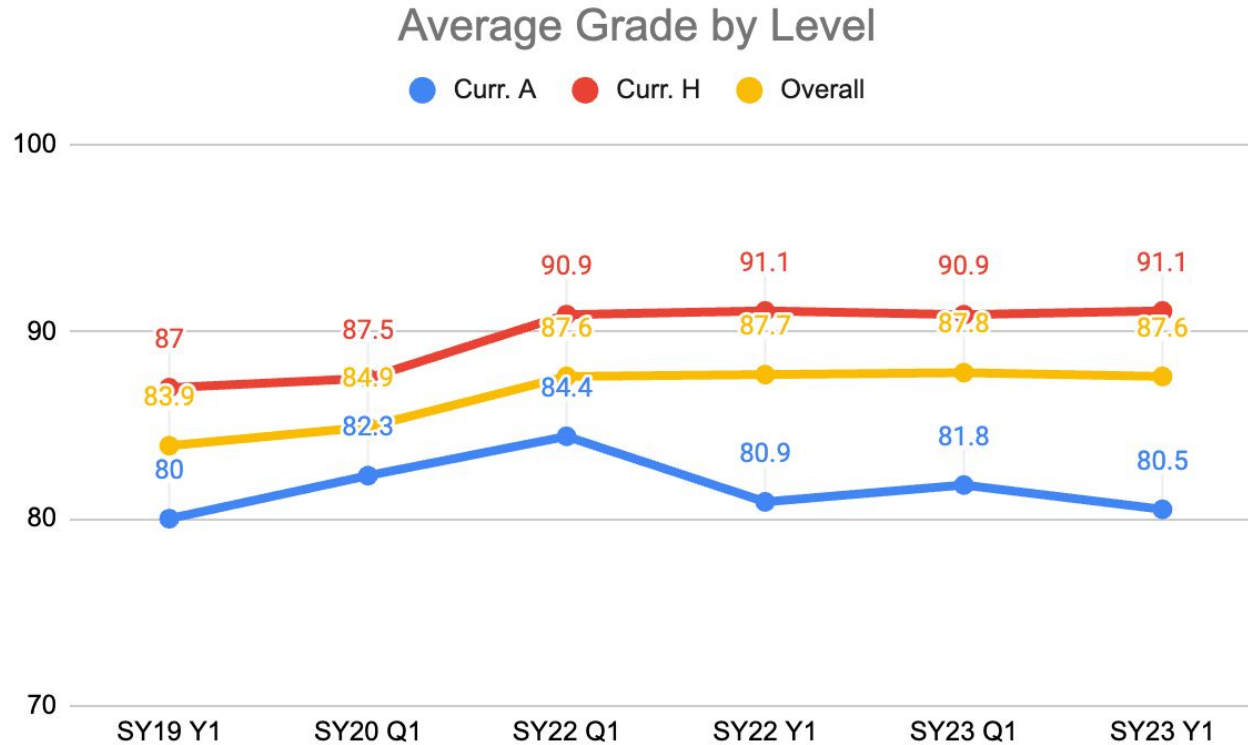


Presentation Overview

- Outcomes and Evaluation Plan
- **October Review**
 - **Final 2022-23 Grades**
 - Initial 2023-24 Participation Rates



Average Grade by Curriculum Level - Chart



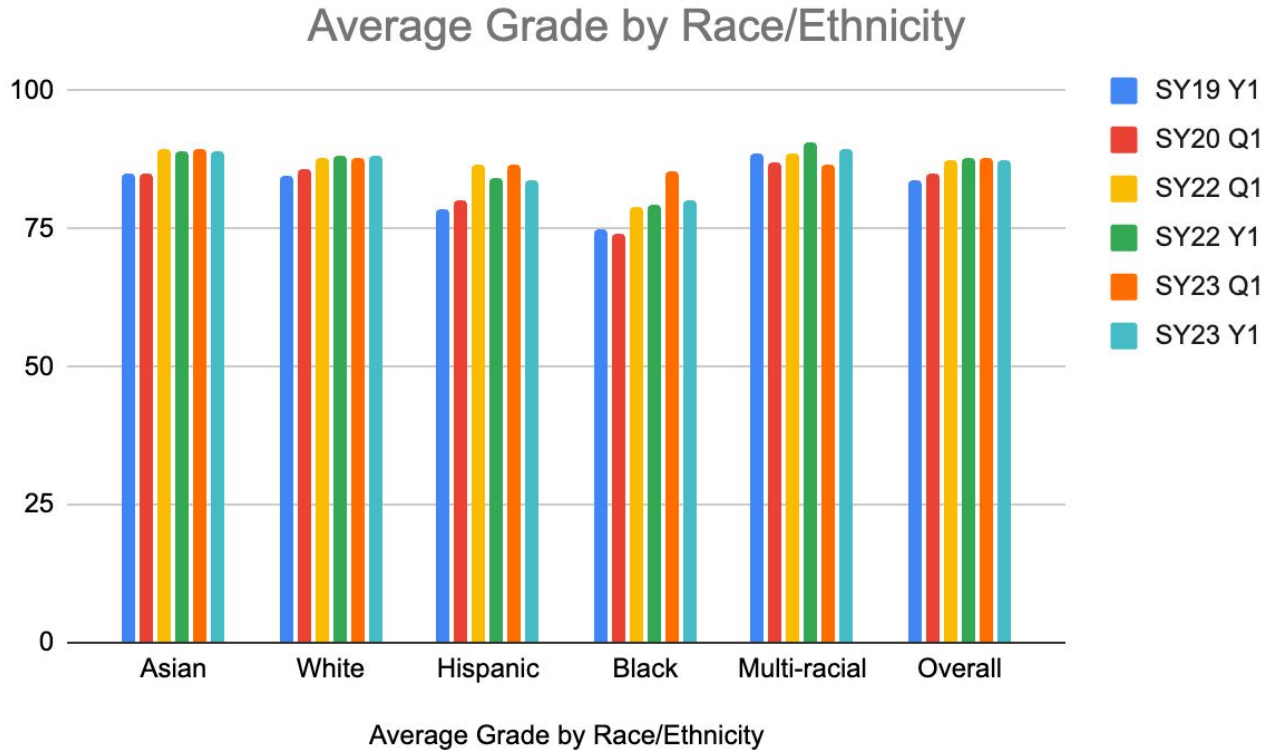


Average Grade by Curriculum Level - Table

Average Grade by Level						
	SY19 Y1	SY20 Q1	SY22 Q1	SY22 Y1	SY23 Q1	SY23 Y1
Curr. A	80.0	82.3	84.4	80.9	81.8	80.5
Curr. H	87.0	87.5	90.9	91.1	90.9	91.1
Overall	83.9	84.9	87.6	87.7	87.8	87.6



Average Grade by Race/Ethnicity - Chart



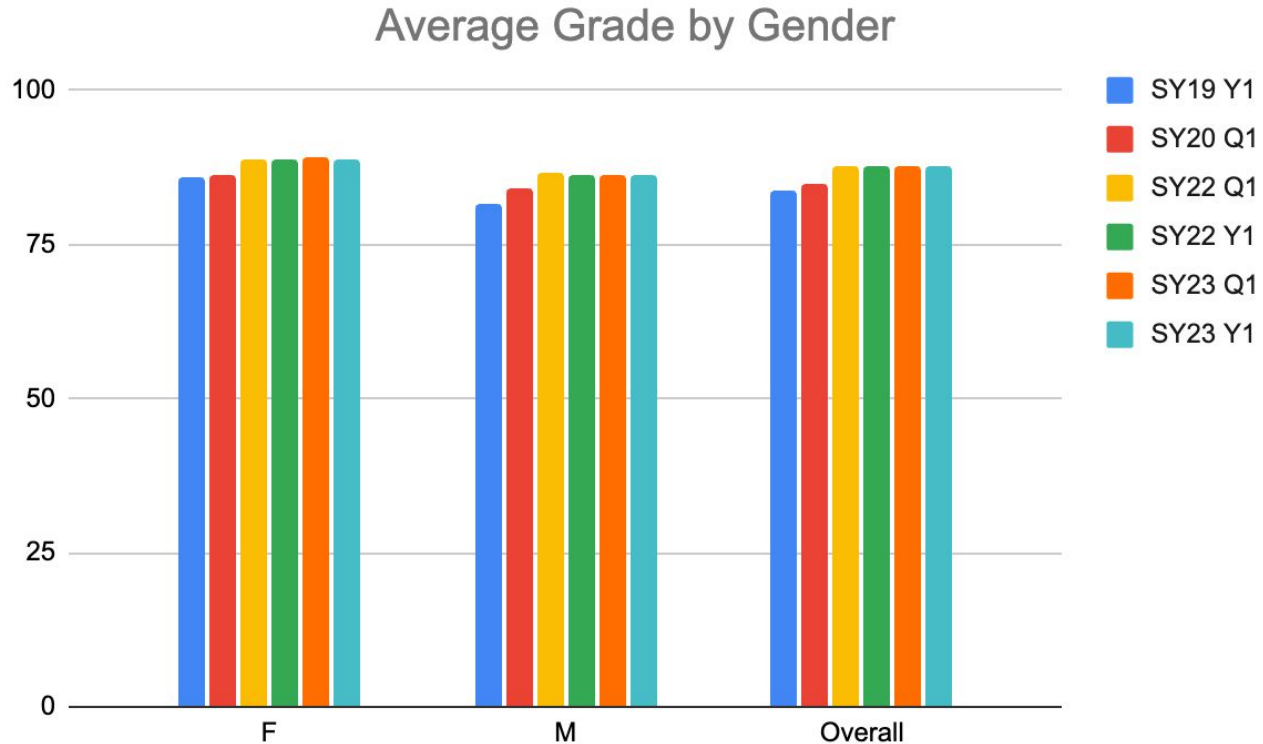


Average Grade by Race/Ethnicity - Table

Average Grade by Race/Ethnicity						
	SY19 Y1	SY20 Q1	SY22 Q1	SY22 Y1	SY23 Q1	SY23 Y1
Asian	84.9	85	89.4	89.1	89.3	89.1
White	84.5	85.9	87.7	88.3	88	88.3
Hispanic	78.4	80.1	86.7	84.3	86.8	83.7
Black	74.8	74.3	79	79.5	85.5	80.2
Multi-racial	88.5	87	88.7	90.7	86.8	89.4
Overall	83.9	84.9	87.6	87.7	87.8	87.6



Average Grade by Gender - Chart





Average Grade by Gender - Table

Average Grade by Gender						
	SY19 Y1	SY20 Q1	SY22 Q1	SY22 Y1	SY23 Q1	SY23 Y1
F	86	86.2	88.9	88.9	89.3	88.9
M	81.6	84.1	86.5	86.4	86.2	86.2
Overall	83.9	84.9	87.6	87.7	87.8	87.6



Percent Honors by Semester SY23 - Table

Percent Honors - S1 & S2				
	SY20 Y1	SY22 Y1	SY23 - S1	SY23 - S2
A	169	173	125	117
H	163	168	238	246
Percent H	49.10	49.27	65.56	67.77

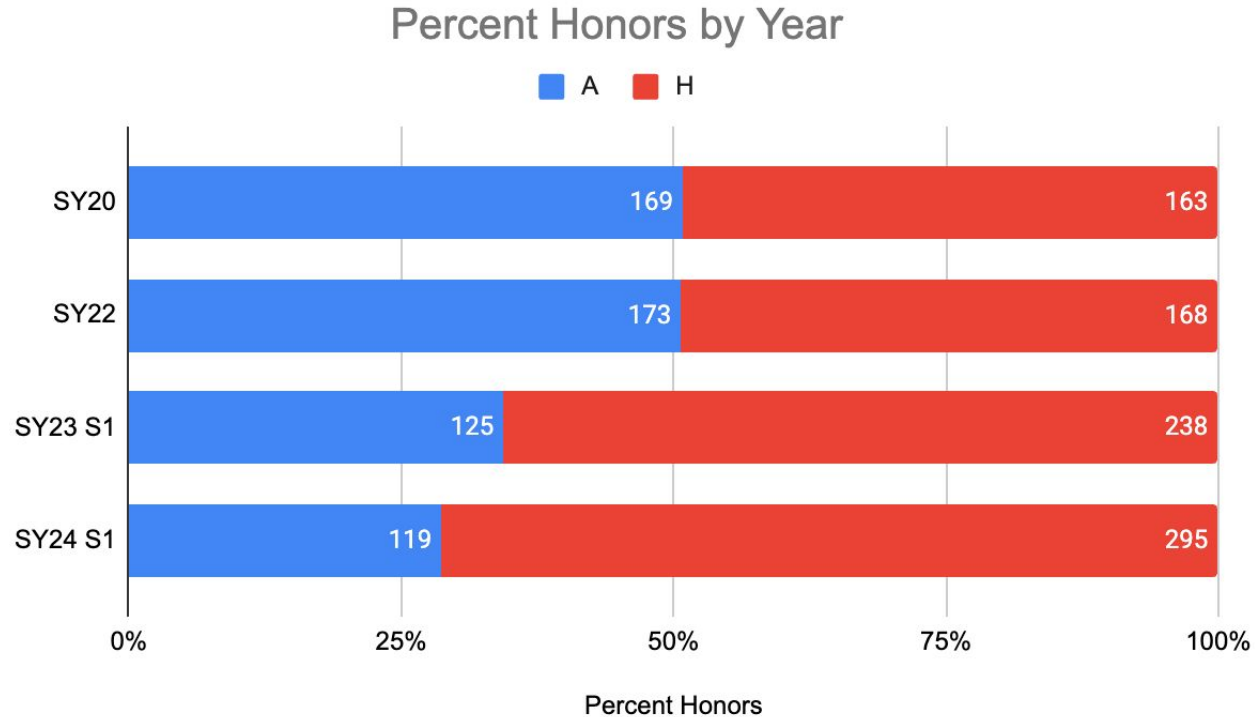


Presentation Overview

- Outcomes and Evaluation Plan
- **October Review**
 - Final 2022-23 Grades
 - **Initial 2023-24 Participation Rates**



Percent Honors by Year - Chart





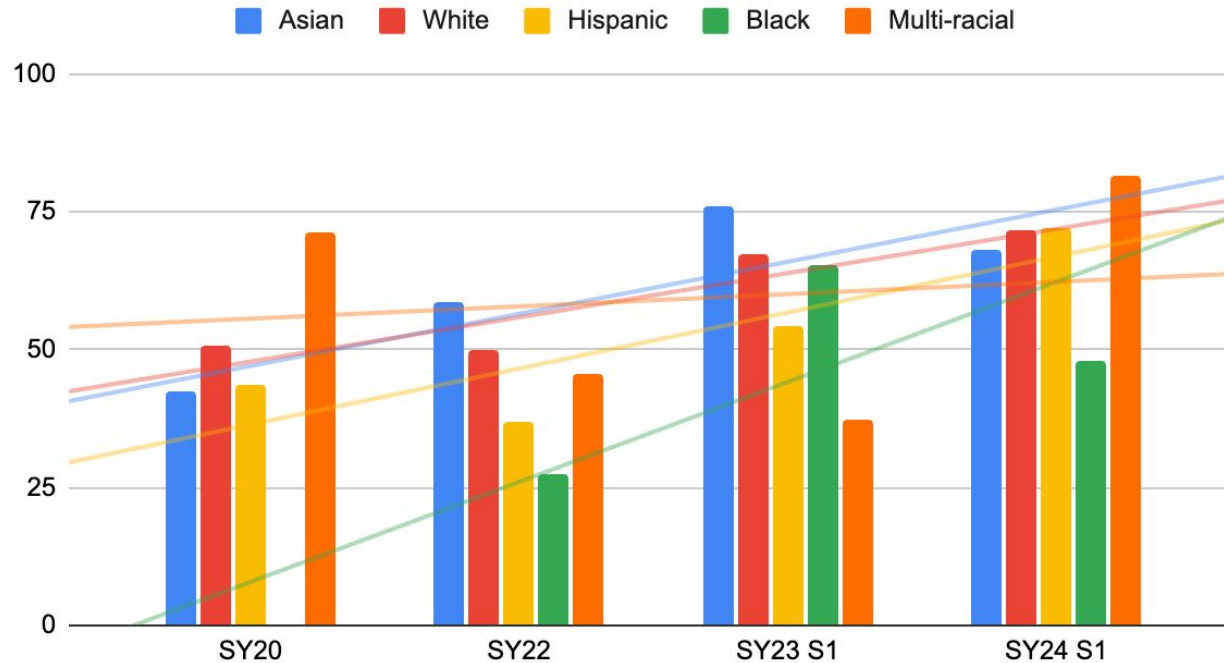
Percent Honors by Year - Table

Percent Honors				
	SY20	SY22	SY23 S1	SY24 S1
A	169	173	125	119
H	163	168	238	295
Percent H	49.10	49.27	65.56	71.25



Percent Honors by Race/Ethnicity - Chart

Percent Honors by Race/Ethnicity





Percent Honors by Race/Ethnicity - Table

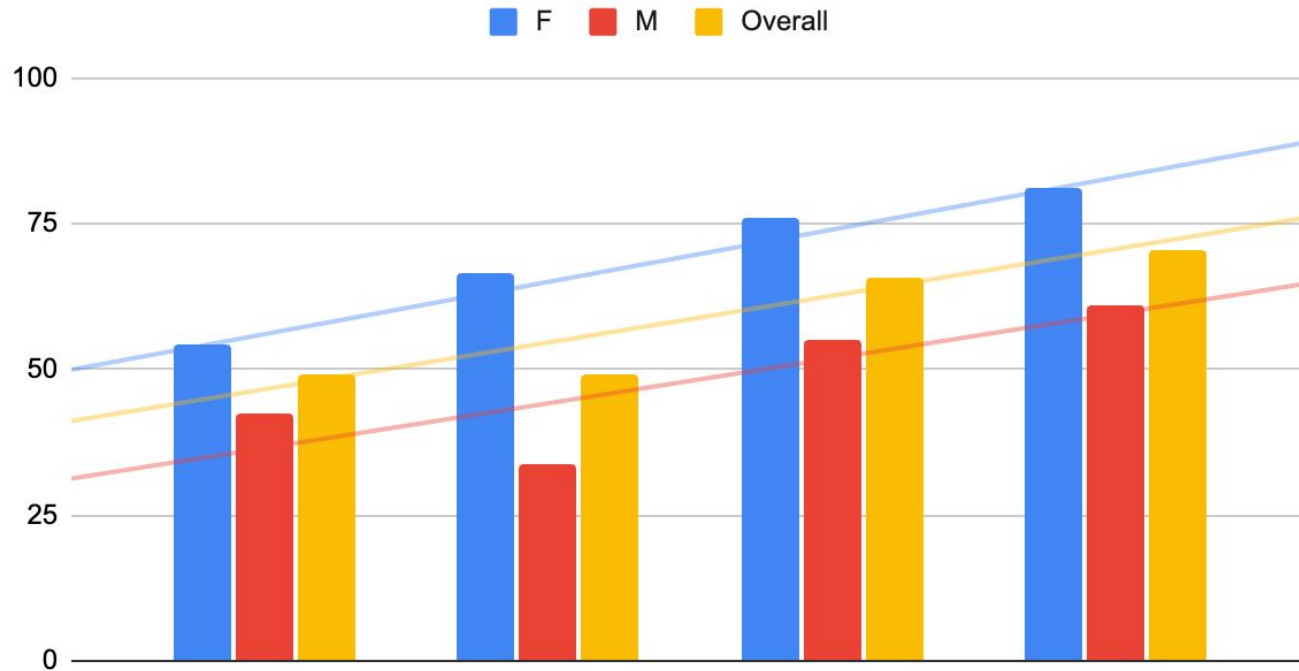
Percent Honors by Race/Ethnicity				
	SY20	SY22	SY23 S1	SY24 S1
Asian	42.4	58.5	75.9	68.09
White	50.8	49.8	67.2	71.72
Hispanic	43.8	36.8	54.2	71.88
Black	0.0	27.3	65.2	47.83
Multi-racial	71.4	45.5	37.5	81.48
Overall	49.1	49.3	65.6	70.41

Pacific Islander and Indian are not reported due to small sample size



Percent Honors by Gender - Chart

Percent Honors by Gender





Percent Honors by Gender - Table

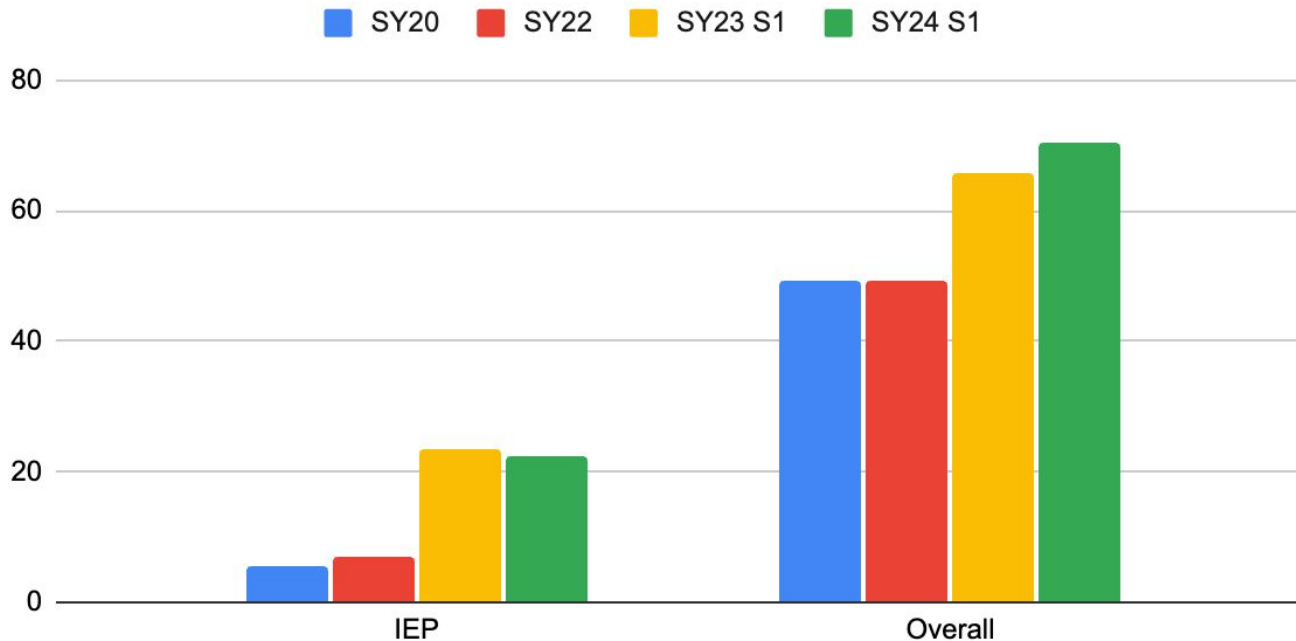
Percent Honors by Gender				
	SY20	SY22	SY23 S1	SY24 S1
F	54.3	66.5	76.1	81.00
M	42.3	33.9	54.9	60.93
Overall	49.1	49.3	65.6	70.41

Non-binary is not reported due to small sample size.



Percent Honors by IEP Status - Chart

Percent Honors by IEP Status





Percent Honors by IEP Status - Table

Percent Honors by Special Education Status				
	SY20	SY22	SY23 S1	SY24 S1
IEP	5.7	7.1	23.4	22.4
Overall	49.1	49.3	65.6	70.41



Next Steps

- October Review
 - Final 2022-23 Grades
 - Initial 2023-24 Participation Rates
- December Proposal
 - Term 1 Grades 2023-24
 - Recommendations for Program of Studies (Continue pilot? English 10?)
- June Review
 - Semester 1 Grades 2023-24
 - Semester 1 Participation Rates
 - Panorama Results



Resources

- [Heterogeneous Grade 9 English Pilot SC 230615 Spring Data](#)
- [Heterogeneous Grade 9 English Pilot CIAA Presentation 3/29/22](#)
- [Heterogeneous Grade 9 English Pilot FAQ 9/22](#)
- [English 9 Heterogeneous Pilot Proposal](#)
- [Heterogeneous Grouping Initiative Website](#)
- [October 2022 Presentation - English 9 Heterogenous Pilot](#)
- [Snapshot of a heterogeneous classroom](#)
- [Quarter 1 2022 English 9 Pilot Data](#)
- [December 2022 Presentation - English 9 Heterogeneous Pilot](#)
- [Semester 1 2022-23 English 9 Pilot Data](#)

Title

