

Arlington Public Schools

2015-16 Suspension Data

Data Source: 2015-16 Student Information Management System Report and
2015-16 Student Safety and Discipline Report

Arlington Public Schools- Secondary Schools

80 Total Suspensions

51 Students suspended

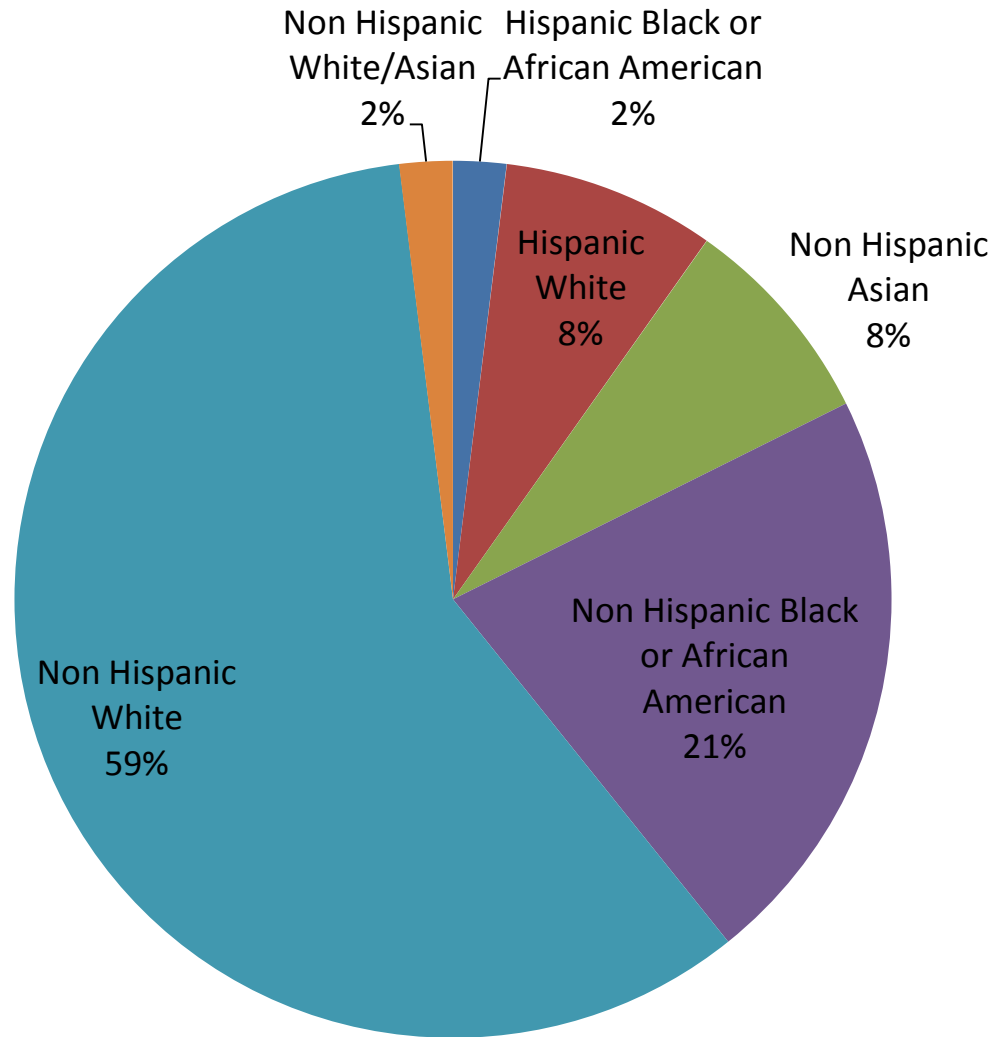
34 General Education students suspended

17 Special Education students suspended

District Suspension Breakdown*

	Female	Male	Total
General Education	11	23	34
Non Hispanic Black or African American	2	4	6
Hispanic White	1	1	2
Non Hispanic White	7	15	22
Non Hispanic Asian	1	3	4
Special Education	8	9	17
Hispanic Black or African American	1	0	1
Non Hispanic Black or African American	4	1	5
Hispanic White	1	1	2
Non Hispanic White	2	6	8
Non Hispanic White/Asian	0	1	1
Total	19	32	51

*Race/ Ethnicities not listed have zero suspensions reported



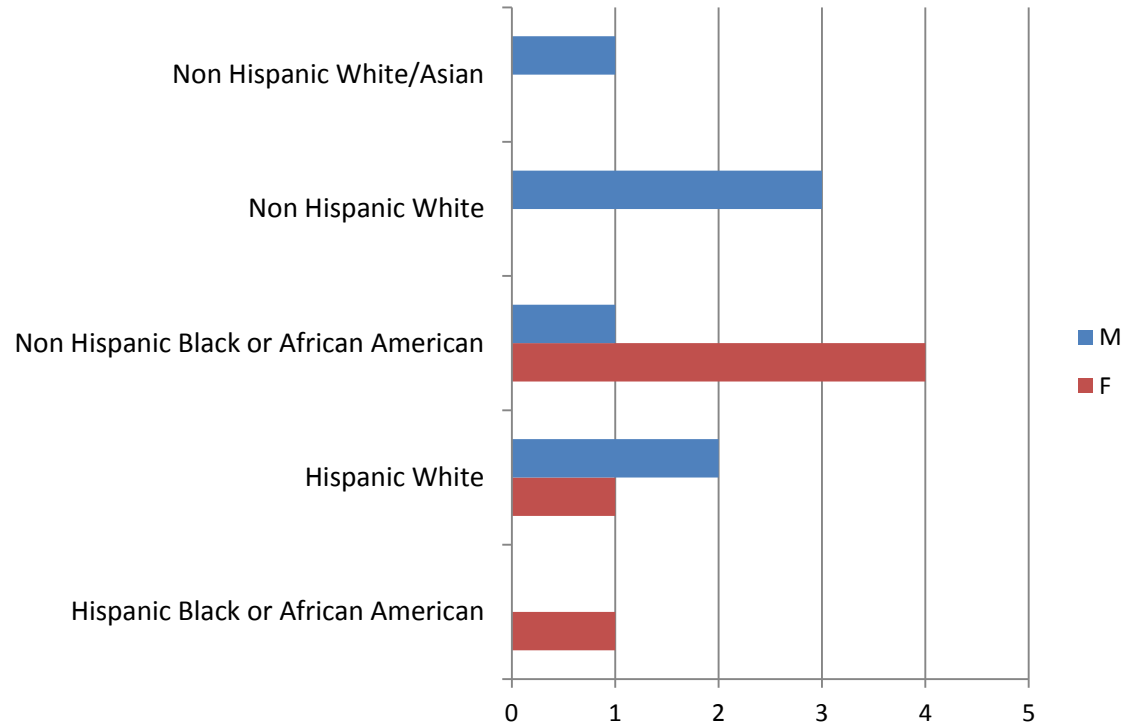
Distribution by Race/ Ethnicity

*Race/ Ethnicities not listed have zero suspensions reported

Race/ Ethnicity	Gender		Total
	Female	Male	
Hispanic Black or African American	1	0	1
Hispanic White	1	2	3
Non Hispanic Black or African American	4	1	5
Non Hispanic White	0	3	3
Non Hispanic White/Asian	0	1	1
Total	6	7	13

Ottoson Middle School

22 Total Suspensions
 13 students suspended
 6 Female
 7 Male
 7 Special Ed
 35 Total days missed
 0 Suspensions over 10 days

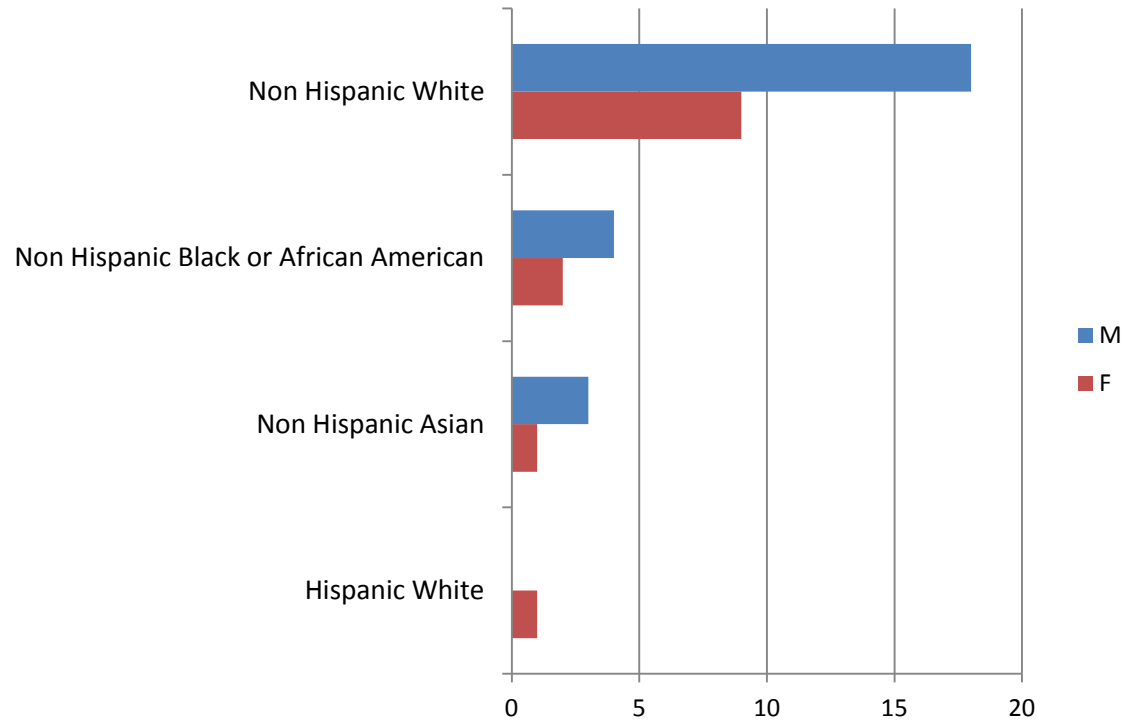


*Race/ Ethnicities not listed have zero suspensions reported

Race/ Ethnicity	Gender		Total
	Female	Male	
Hispanic White	1	0	1
Non Hispanic Asian	1	3	4
Non Hispanic Black or African American	2	4	6
Non Hispanic White	9	18	27
Grand Total	13	25	38

Arlington High School

58 Total Suspensions
 38 students suspended
 13 Female
 25 Male
 10 Special Ed
 139 total days missed
 2 Suspensions over 10 days



*Race/ Ethnicities not listed have zero suspensions reported