

**ARLINGTON PUBLIC SCHOOLS**

*In accordance with the provisions of the Massachusetts General laws, Chapter 30A, Section 20, notice is hereby given for the following meeting of the:*

***Arlington School Committee  
Curriculum Instruction Accountability and Assessment  
Monday, November 4, 2024  
3:30 PM***

***In person:***

*Arlington Public Schools District Office  
14 Mill Brook Drive, 2nd Floor  
Superintendent's Office  
Arlington, MA 02476*

***Via Zoom:***

*<https://us02web.zoom.us/j/89762700457>*

*Open Meeting (J. Morgan)*

*Priority One discussion*

- *2024-25 District Goals FINAL*

*History graduation requirements*

- *Arlington High School Graduation Requirements*

*Secondary class enrollments*

- *Memo\_ Addressing Class Size Imbalance and Scheduling Constraints*
- *Course Counts - All Data*
- *OMS Q1*  
*OMS Analysis*
- *Gibbs Q1*
- *Gibbs Analysis*
- *AHS Q1*
- *AHS Analysis*

*Old Business*

*New Business*

*Minutes for Approval*

*Adjournment (J. Morgan)*

*The listings of matters are those reasonably anticipated by the Chair, which may be discussed at the meeting. Not all items listed may in fact be discussed and other items not listed may also be brought up for discussion to the extent permitted by law.*

*Stated times and time amounts, listed in parenthesis, are the estimated amount of time for that particular agenda item. Actual times may be shorter or longer depending on the time needed to fully explore the topic.*

*Submitted by Jane Morgan, Chair*

Massachusetts law requires all open session meetings of public bodies to be accessible to members of the public, including those with disabilities. If you need reasonable accommodations in order to participate in the meeting, contact the Administrative Assistant to the Arlington School Committee Liz Diggins at [ediggins@arlington.k12.ma.us](mailto:ediggins@arlington.k12.ma.us).



## Town of Arlington, Massachusetts

---

### Meeting Location - Hybrid

#### Summary:

#### In person:

Arlington Public Schools District Office  
14 Mill Brook Drive, 2nd Floor  
Superintendent's Office  
Arlington, MA 02476

#### Via Zoom:

<https://us02web.zoom.us/j/89762700457>



**Town of Arlington, Massachusetts**

---

**Open Meeting (J. Morgan)**



## Town of Arlington, Massachusetts

---

### Priority One discussion

#### Summary:

- 2024-25 District Goals FINAL

#### ATTACHMENTS:

	Type	File Name	Description
▢	Presentation	2024-25_District_Goals_FINAL.pdf	2024-25 District Goals FINAL



# Arlington Public Schools

Education That Empowers

### APS Vision Statement:

*The vision of the Arlington Public Schools is to be an equitable educational community where all learners feel a sense of belonging, experience growth and joy, and are empowered to shape their own futures and contribute to a better world.*

### APS Mission Statement:

*The Arlington Public Schools focuses on the whole child to create inclusive and innovative learning opportunities for all students, values diverse identities and ways of learning, prepares all staff to maintain high expectations while providing necessary supports, and sustains collaborative partnerships with families and the community.*

## 2024-25 District Goals and Objectives

### Strategic Priority 1: Ensuring Equity and Excellence

The Arlington Public Schools will ensure equity, excellence, and access to rigorous learning experiences for all students. All graduates will be prepared to achieve their choices of post-secondary education, career, and community contribution.

1.1 Instructional Vision: APS will improve the experiential outcomes (as measured by climate and culture surveys) and academic outcomes (as measured by MCAS achievement and growth) of students in focal groups through a focus on major instructional priorities, implementation of curriculum and practices aligned with deeper learning, by:

- Introducing a working definition of High Quality Instruction anchored in Deeper Learning for APS, and disseminated to students, families, and staff.
- Providing professional learning to support high-level implementation of the new ELA curriculum (elementary) and deeper learning in practice (secondary).
- Conducting planning about the future of leveling practices at the secondary level, starting with middle school mathematics and 9th grade core content areas.

1.2 Student Belonging and Adult Support: APS will improve sense of belonging for staff and students, diminishing gaps between focal and reference groups as measured by climate and culture surveys and qualitative measures such as empathy interviews or focus groups. APS will do this by:

- Establishing and implementing a DEIBJ Community Task Force (with students, families and educators & community) to advocate for systemic changes and facilitate open dialogue about DEIBJ issues with APS stakeholders.
- Establishing a Climate and Culture Committees at each school to conduct empathy interviews, share data with Instructional Leadership teams, and develop strategies to improve and enhance the student experience, especially for students in focal groups.
- Supporting schools and Instructional Leadership Teams (ILTs) to use diverse data to inform the planning of professional learning that centers strategies promoting equity, belonging, and inclusion. Developing a system for identifying effective professional learning opportunities focused on improving student equity, belonging, inclusion, and ensuring all educators new to APS have access to and complete 18 hours of DEIBJ-focused professional learning within their first three years.



# Arlington Public Schools

Education That Empowers

1.3 Implementing MTSS: APS will improve access to and effectiveness of multi-tiered systems of support by:

- Creating and Communicating a shared definition of MTSS and MTSS frameworks (Academic, Social/Emotional, Data Collection, Community Engagement, Fidelity & Systems Alignment),
- Revising the District Curriculum Accommodation Plans (DCAP) to reflect the shared definition and frameworks of MTSS,
- Implementing consistent data-driven Student Support Team (SST) protocols across all schools, including using student data in iterative cycles to enhance collection, analysis, and utilization, of real-time formative data and determining specific data points to utilize across the district (unit assessments, tests, performance tasks, Panorama data, fluency assessments, DIBELs, MCAS); and
- Implementing supportive procedures and intervention programs for addressing student absenteeism.

## **Strategic Priority 2: Valuing All Staff**

The Arlington Public Schools will recruit and retain an excellent and diverse workforce by creating a collaborative and supportive culture for all staff; providing high-quality and relevant professional development; expanding opportunities for leadership and shared decision-making; and prioritizing representation, diverse perspectives, and expertise.

2.1 Pathway Programs: APS will increase the percentage of representation and retention APS staff, as measured by exit surveys and tracking of APS Focal Groups retention rates. APS will do this by:

- Improving the mentoring, onboarding, and induction process for APS paraprofessionals, teachers, and administrators based on recommendations from 1-year Director of Leadership Development and Onboarding;
- Expanding partnerships with local higher education institutions to provide options for current interested staff to obtain teaching licenses;
- Creating a plan for introducing pathway courses and/or programs targeted at AHS students interested in education as a profession;
- Expanding internship opportunities for students in Central Office and Town Offices.

2.2 Reimagined Professional Development: APS will build a professional learning culture by empowering school ILTs to plan professional learning for their colleagues aligned with Deeper Learning; this will be done by:

- Ensuring consistent participation in effective professional learning opportunities aligned with strategic priorities for ALL APS employees;
- Establishing and cultivating best practices for inquiry-based collaboration in job-embedded meeting structures and routines (e.g. Learning Communities, ACE Meetings, Common Planning Time, Department Meeting, Building Meetings);
- Implementing peer observation protocols (including instructional rounds) to support EL adoption and high quality instructional practice aligned with Deeper Learning.

2.3 Competitive Compensation: APS will improve retention and staff satisfaction as measured by staff climate and culture surveys. APS will do this by:

- Implementing revisions to staff onboarding processes developed in 2024-25; and



# Arlington Public Schools

Education That Empowers

- Implementing the new terms of APS collective bargaining agreements.

## **Strategic Priority 3: Improving Infrastructure, Operations, and Sustainability**

The Arlington Public Schools will maintain a system of schools that is safe, well-maintained, sustainable, and fiscally responsible, with the appropriate tools and resources to support best educational practices and an optimum teaching and learning environment.

3.1 Inclusive and Modern Spaces and Operations: APS will develop a systematic approach to developing accessible learning spaces that include all necessary technology and modern and sustainable infrastructure, by:

- Completing Phase 3 and beginning Phase 4 of the AHS Building Project;
- Beginning work on a Statement of Interest to submit to the MSBA for Ottoson Middle School;
- Completing the APS Instructional Technology and Space Vision & Guiding Principles and Plan;
- Prioritizing capital and design needs of schools to create cohorts for implementation of inclusive and sustainable schools.

3.2 Healthy Meals for All: APS will use baseline data collected in 2023-24 to enhance quality and food nutrition by:

- Designing more culturally responsive menus (in collaboration with the DEIBJ department) to align APS meals with relevant observances and meet the dietary needs of students, using feedback from families and students;
- Including healthy lunch and breakfast options with fewer added sugars;
- Exploring ways to enhance the student meal experience and improve student health through scheduling and operations adjustments.

3.3 Enhanced Facilities Stewardship: APS will ensure all schools provide safe and welcoming facilities by:

- Reviewing facilities for emergency preparedness and implementing a system for consistent and thorough staff training in safety and emergency procedures;
- Implementing a consistent procedure for reporting facility needs; and
- Working with the Town to develop and implement improvement plans for all buildings aligned with the Town Net Zero Action Plan, both for capital projects and planned internal projects.

## **Strategic Priority 4: Sustaining Collaborative Partnerships**

The Arlington Public Schools will partner collaboratively with families in meeting the educational needs of all students; facilitate consistent two-way communication; and provide timely, transparent, relevant, and accessible information to all stakeholders.

4.1 Before and After School Care: APS will continue to improve access to programming outside of the regular school day by:

- Decreasing the number of families on waiting lists for after school care,
- Providing additional extracurricular opportunities for students,
- Implementing a district-wide strategy for secondary overnight experiences and travel; and
- Developing a sustainable plan for providing no- or low-cost services for low-income families through after school scholarships and subsidization of some extracurricular programming.





# Arlington Public Schools

Education That Empowers

4.2: Welcome Center and Registration: APS will improve the experiences of families across the Arlington Public Schools by:

- Implementing expanded APS Family University and Forum offerings;
- Continuing work to bring APS PTOs together for alignment and connection; and
- Developing partnerships with Town agencies to make resources more visible, available, and accessible for APS Families.

4.3: Communication and Partnership: In order to improve families' experiences with district communication, APS will implement new expectations and systems for family-school partnership and communication. APS will do this by:

- Piloting and then rolling out two-way communication technologies to support communication across platforms and in multiple languages;
- Developing protocols and templates for communications that are student-facing, family-facing, staff-facing, and community-facing;
- Streamlining the APS website, calendars, and district communications for ease of use and navigation; and
- Continuing family empathy interviews to better understand family survey results, measure impact, and inform future actions.



## Town of Arlington, Massachusetts

---

### History graduation requirements

#### Summary:

- Arlington High School Graduation Requirements

#### ATTACHMENTS:

Type	File Name	Description
▢ Presentation	Arlington_High_School_Graduation_Requirements.pdf	Arlington High School Graduation Requirements




**Arlington Public Schools**  
Education That Empowers

# History and Social Studies Graduation Requirements

**“Ensuring Equity and  
Excellence”**



What lens or perspectives can we use to tell a story?



## Sense of belonging, equity and excellence:

“It’s not like your average history class. You won’t be hearing things from just a one-sided perspective. You hear **everything from every perspective**...you are not just hearing it from one person’s point of view but having all those perspectives and actually joining them together as one.”

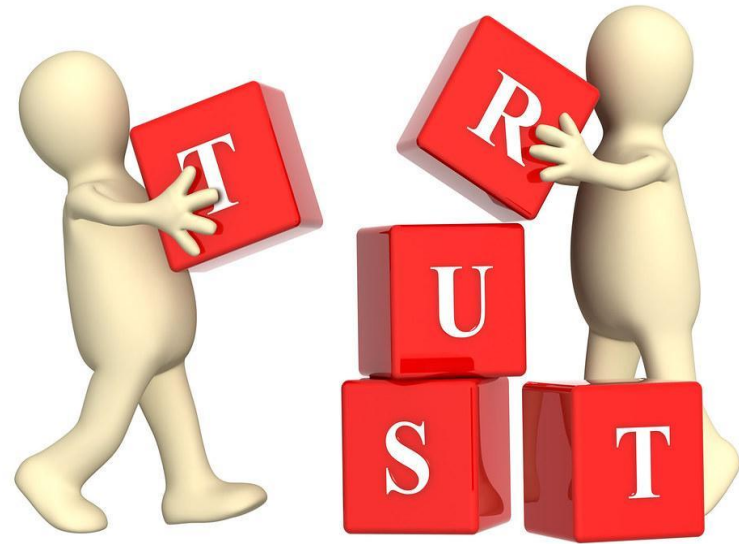
- *Trinity, APAAS student*

“Getting to know this stuff is very empowering.”

- *Ava, APAAS student*

# What we know:

- **168 students** are taking APAAS this year - students are choosing a course that is different from the typical survey course.
- **2 Restorative Circles** in the department
- **97.6% of APS students** received a **3 or higher** on the APAAS exam. (MA 76.8%, 72.5 Global)



# History Requirements Context...

“Teachers may, for example, choose to use an overview chronological survey, a thematic approach, or **use case studies for deep inquiry** into particular periods or topics. **They may combine standards from U. S. history and World History in order to examine the United States in a global context or use the standards as a springboard for investigating current national events and connecting them to past events. They may choose to design courses that also integrate language arts, the arts, and history and social** Massachusetts Curriculum Framework for History and Social Science 118 science, **selecting examples of literature, music, dance, and visual art that correspond to periods in United States history.”**

- *MA History and Social Science Frameworks, 2018*

## Other schools:

- Newton South - Interdisciplinary programs (Global and New Media)
- Newton North - American Studies
- Belmont - American Studies
- Martha's Vineyard - American Studies and Humanities
- Winchester - Foundations of Contemporary World & US History

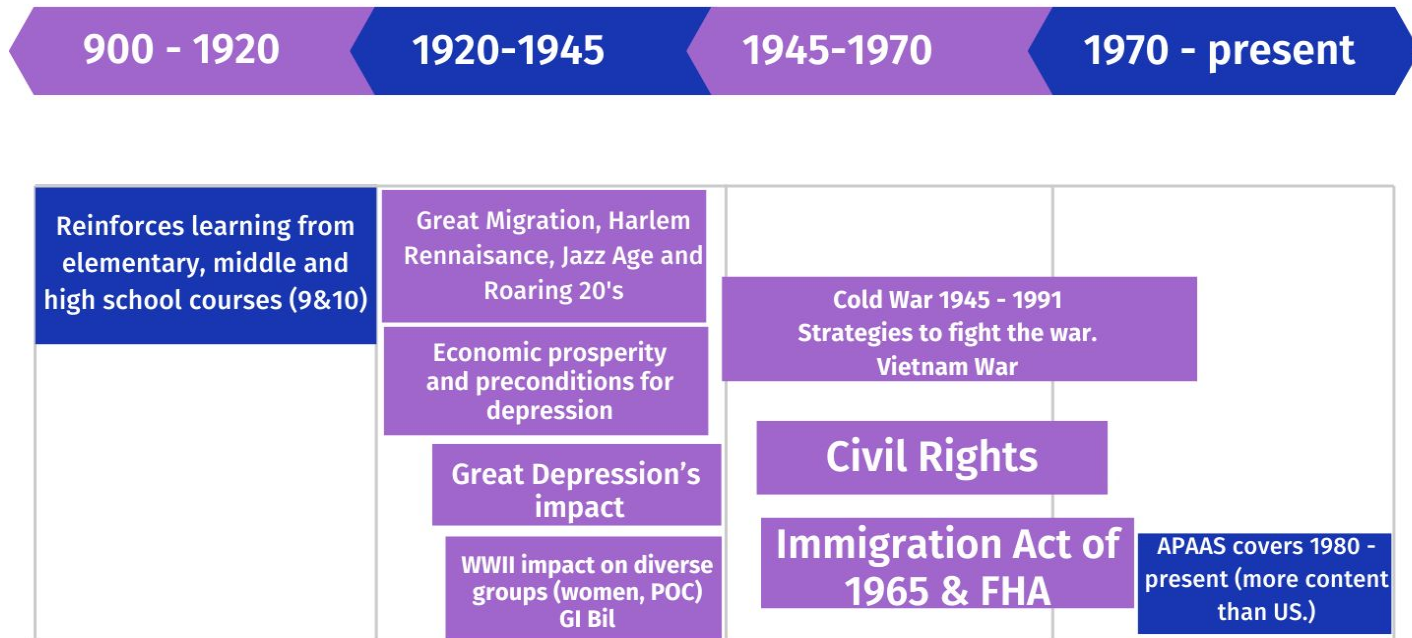




# APAAS AND US HISTORY 2



Arlington Public Schools  
Education That Empowers



Key: Dark Blue = Just APAAS

Purple = US2 & APAAS

**Future Possibilities:** Latin American Studies, Gender in the U.S,  
U.S. Environmental History

**Future Changes - Civics: MA General Laws Ch. 296 - AN ACT TO  
PROMOTE AND ENHANCE CIVIC ENGAGEMENT**

“Each public school serving students...and each public high school shall provide not less than 1 student-led, non-partisan civics project for each student;...

Civics projects may be individual, small group or class wide..”

# Civics

[MOOC from Duke University](#) + [DESE Civics Project Rubric](#)

- Options for students
- Compliments U.S. history curriculum
- Self-paced for longer projects
- Opportunities for awards
- Transcript is college level weight (2 credits)
- Meets the requirements (Similar to Winchester HS)




Questions?



# Additional Student Reactions

- “AP African American studies is a college level course that expands on your past knowledge of US history through a new lens... A lot of what we are learning I have already known a little bit about, but I am either learning about a new aspect of it or looking at it from a different perspective.”
- “This course is eye opening and refreshing.”
- “You gain a whole new perspective on common history lessons.”





## Town of Arlington, Massachusetts

---

### Secondary class enrollments

#### Summary:

- Memo\_ Addressing Class Size Imbalance and Scheduling Constraints
- Course Counts - All Data
- OMS Q1  
OMS Analysis
- Gibbs Q1  
Gibbs Analysis
- AHS Q1  
AHS Analysis

#### ATTACHMENTS:

Type	File Name	Description
▢ Presentation	Course_Counts_-_All_Data.pdf	Course Counts - All Data
▢ Presentation	Course_Counts_-_OMS_Q1.pdf	Course Counts - OMS Q1
▢ Presentation	Course_Counts_-_OMS_Analysis.pdf	Course Counts - OMS Analysis
▢ Presentation	Course_Counts_-_Gibbs_Q1.pdf	Course Counts - Gibbs Q1
▢ Presentation	Course_Counts_-_Gibbs_Analysis.pdf	Course Counts - Gibbs Analysis
▢ Presentation	Course_Counts_-_AHS_Q1.pdf	Course Counts - AHS Q1
▢ Presentation	Course_Counts_-_AHS_Analysis.pdf	Course Counts - AHS Analysis
▢ Memorandum	Memo__Addressing_Class_Size_Imbalance_and_Scheduling_Constraints.pdf	Memo_ Addressing Class Size Imbalance and Scheduling Constraints

Dept.	Course	AVERAGE of Total Students	AVERAGE of Gen Ed	AVERAGE of EL	AVERAGE of IEP	AVERAGE of IEP+EL	AVERAGE of Percent IEP	SUM of Count over 50%	COUNTA of Course	MIN of Total Students	MAX of Total Students	SUM of Total Students
CS	A.I. with Python	20.0	17.0	0.0	3.0	0.0	15.00%	0	1	20	20	20
	AP Computer Science A	18.0	16.5	0.0	1.5	0.0	8.51%	0	2	17	19	36
	AP Computer Science Principles	18.3	17.0	0.3	1.0	0.0	5.49%	0	4	13	21	73
	Computer Science Discoveries	7.5	7.0	0.0	0.5	0.0	8.33%	0	2	6	9	15
	Cyber Security	11.0	10.0	0.0	1.0	0.0	9.09%	0	1	11	11	11
	Honors Computer Science Principles	2.3	2.0	0.0	0.3	0.0	25.00%	1	4	1	3	9
<b>CS Total</b>		<b>11.7</b>	<b>10.7</b>	<b>0.1</b>	<b>0.9</b>	<b>0.0</b>	<b>12.84%</b>	<b>1</b>	<b>14</b>	<b>1</b>	<b>21</b>	<b>164</b>
ELA	American Literature A	19.7	11.3	0.7	7.7	0.0	40.23%	1	3	17	22	59
	American Literature H	18.5	15.8	0.2	2.5	0.0	12.41%	0	6	12	23	111
	AP English Language and Composition	19.5	18.8	0.0	0.7	0.0	3.94%	0	11	16	24	215
	AP English Literature and Composition	18.8	18.0	0.0	0.8	0.0	3.94%	0	9	14	23	169
	Contemporary Literature	2.0	1.0	0.0	1.0	0.0	50.00%	1	1	2	2	2
	Examining Expression Curr, A	14.4	8.9	0.0	5.3	0.3	40.52%	3	7	12	18	101
	Examining Expressions H	20.4	19.3	0.0	1.1	0.0	5.56%	0	16	14	24	326
	Foundations of English	5.5	3.5	0.0	1.8	0.1	22.47%	4	22	1	12	121
	Foundations of English H	12.9	12.1	0.0	0.8	0.0	6.50%	0	22	3	22	284
	Intro to Poetry Writing	1.0	1.0	0.0	0.0	0.0	0.00%	0	1	1	1	1
	Intro to Short Film	1.0	0.0	0.0	1.0	0.0	100.00%	1	1	1	1	1
	Memoir, Poetry and Fiction	6.3	2.3	0.0	4.0	0.0	61.67%	3	3	5	8	19
	Memoir, Poetry, Fiction H	16.7	16.0	0.0	0.7	0.0	3.61%	0	3	13	19	50
	Poetry as Art	5.0	4.0	0.0	1.0	0.0	20.00%	0	1	5	5	5
	Poetry as Art H	15.0	13.0	0.0	2.0	0.0	13.33%	0	1	15	15	15
	Portfolio Prep, H	8.0	4.0	0.0	4.0	0.0	50.00%	1	1	8	8	8
	Public Speaking	3.0	2.0	0.0	1.0	0.0	33.33%	0	1	3	3	3
	Public Speaking and Prof, Presence	1.0	1.0	0.0	0.0	0.0	0.00%	0	1	1	1	1
	Public Speaking H	15.0	15.0	0.0	0.0	0.0	0.00%	0	1	15	15	15
<b>ELA Total</b>		<b>13.6</b>	<b>11.8</b>	<b>0.0</b>	<b>1.7</b>	<b>0.0</b>	<b>15.73%</b>	<b>14</b>	<b>111</b>	<b>1</b>	<b>24</b>	<b>1506</b>
FACS	Bakeshop 101	23.5	18.5	0.0	5.0	0.0	21.11%	0	2	23	24	47
	Cooking Life After High School	13.0	8.0	0.0	5.0	0.0	38.46%	0	1	13	13	13
	Culinary I	21.8	18.0	0.4	3.4	0.0	15.94%	0	5	18	25	109
	Culinary II	8.0	5.0	0.0	3.0	0.0	37.50%	0	1	8	8	8
	Culinary III	2.0	2.0	0.0	0.0	0.0	0.00%	0	1	2	2	2
	Early Childhood Education I	24.5	22.5	0.0	2.0	0.0	8.25%	0	2	24	25	49
	Early Childhood Education II	13.0	12.0	0.0	1.0	0.0	7.69%	0	1	13	13	13
	Early Childhood Education III	5.0	5.0	0.0	0.0	0.0	0.00%	0	1	5	5	5
	Early Childhood Education IV	3.0	2.0	0.0	1.0	0.0	33.33%	0	1	3	3	3
	Interior / Fashion Design I	19.5	16.5	0.0	3.0	0.0	15.84%	0	2	17	22	39
	Interior / Fashion Design II	6.0	4.0	0.0	2.0	0.0	33.33%	0	1	6	6	6
	Interior Fashion & Design III	2.0	2.0	0.0	0.0	0.0	0.00%	0	1	2	2	2
<b>FACS Total</b>		<b>15.6</b>	<b>12.9</b>	<b>0.1</b>	<b>2.6</b>	<b>0.0</b>	<b>16.84%</b>	<b>0</b>	<b>19</b>	<b>2</b>	<b>25</b>	<b>296</b>
History/SS	American Law	1.0	1.0	0.0	0.0	0.0	0.00%	0	1	1	1	1
	American Law H	9.0	9.0	0.0	0.0	0.0	0.00%	0	1	9	9	9
	AP African American Studies	24.0	22.6	0.0	1.4	0.0	5.95%	0	7	23	25	168
	AP Human Geography	24.3	23.7	0.0	0.7	0.0	2.72%	0	3	24	25	73
	AP U.S. Government	22.0	21.0	0.0	1.0	0.0	4.58%	0	2	20	24	44
	Classic American Film	13.0	10.0	0.0	3.0	0.0	23.08%	0	1	13	13	13
	Current Issues: American & the World	2.0	2.0	0.0	0.0	0.0	0.00%	0	1	2	2	2
	Current Issues: American & World Curr. H	14.0	10.0	0.0	4.0	0.0	28.57%	0	1	14	14	14
	Economic Ideas and Policy	22.5	20.5	0.0	2.0	0.0	8.93%	0	2	21	24	45
	EDX: Introduction to Negotiation	57.0	57.0	0.0	0.0	0.0	0.00%	0	1	57	57	57
	EDX: Social Media Marketing	17.0	17.0	0.0	0.0	0.0	0.00%	0	1	17	17	17
	European History AP	21.5	20.0	0.0	1.5	0.0	6.93%	0	2	21	22	43
	History of Arlington	2.0	1.0	0.0	1.0	0.0	50.00%	1	1	2	2	2
	Intro. to Economics	15.0	15.0	0.0	0.0	0.0	0.00%	0	1	15	15	15
	Intro. to Economics H	9.0	9.0	0.0	0.0	0.0	0.00%	0	1	9	9	9
	Marketing & Customer Service Experience	7.7	4.3	0.0	3.3	0.0	40.60%	1	3	4	13	23
	Missing Voice, Other Cultures H	13.8	13.0	0.0	0.8	0.0	6.48%	0	6	10	18	83
	Missing Voices, Other Cultures	7.2	4.8	0.2	2.2	0.0	33.94%	1	6	3	12	43
	Modern American Film	21.0	18.0	0.0	3.0	0.0	14.29%	0	1	21	21	21
	Modern World History	2.0	0.5	0.0	1.5	0.0	50.00%	1	2	1	3	4
	Modern World History A	17.7	11.3	1.1	5.0	0.3	31.62%	2	7	13	22	124
	Modern World History H	22.4	20.6	0.0	1.8	0.0	7.89%	0	13	20	25	291
	Principles of Psychology	1.0	1.0	0.0	0.0	0.0	0.00%	0	1	1	1	1
	Psychology & Human Behavior	15.5	13.5	0.0	2.0	0.0	13.25%	0	2	13	18	31
	Psychology & Human Behavior H	7.0	5.0	0.0	2.0	0.0	31.25%	1	2	6	8	14
	Psychology AP	19.4	18.6	0.0	0.8	0.0	3.73%	0	5	16	22	97
	Social History Through Sports H	16.0	14.0	0.0	2.0	0.0	12.50%	0	1	16	16	16
	Social History Through Sports	7.0	6.0	0.0	1.0	0.0	14.29%	0	1	7	7	7
	US History - AP	19.6	19.0	0.0	0.6	0.0	3.00%	0	7	13	24	137
	US History I A	22.3	10.5	3.0	8.5	0.3	39.31%	2	4	21	24	89
	US History I H	22.4	20.9	0.0	1.5	0.0	6.85%	0	16	18	26	358
	US History II A	15.5	8.8	1.3	5.0	0.5	36.75%	1	4	14	18	62
	US History II H	24.7	20.0	0.3	4.3	0.0	17.63%	0	3	24	26	74
<b>History/SS Total</b>		<b>18.1</b>	<b>15.7</b>	<b>0.2</b>	<b>2.1</b>	<b>0.0</b>	<b>14.70%</b>	<b>10</b>	<b>110</b>	<b>1</b>	<b>57</b>	<b>1987</b>
Math	Algebra 1 A	20.3	11.9	1.6	6.6	0.3	34.91%	2	7	16	23	142
	Algebra 2 A	22.0	16.2	0.6	5.1	0.1	24.06%	1	9	20	24	198
	Algebra 2 H	25.4	24.5	0.1	0.8	0.0	3.12%	0	10	23	27	254
	AP Calculus AB	18.7	18.0	0.0	0.7	0.0	3.60%	0	3	16	22	56
	AP Calculus BC	25.0	23.0	0.0	2.0	0.0	8.00%	0	2	25	25	50
	Calculus H	20.0	19.0	0.0	1.0	0.0	5.00%	0	2	20	20	40
	Calculus I	1.0	1.0	0.0	0.0	0.0	0.00%	0	1	1	1	1
	Geometry A	19.5	13.8	0.4	5.3	0.1	29.51%	2	8	14	24	156
	Geometry H	22.9	21.5	0.0	1.4	0.0	5.99%	0	11	20	25	252
	Linear Algebra	19.0	18.0	0.0	1.0	0.0	5.26%	0	1	19	19	19
	Pre Calculus A	22.4	20.2	0.1	2.1	0.0	9.26%	0	9	20	24	202
	Pre Calculus H	18.4	18.0	0.0	0.4	0.0	2.27%	0	7	13	24	129
	QR A	13.5	6.5	1.0	6.0	0.0	41.67%	1	2	9	18	27
	Statistics A	20.3	15.0	0.3	5.0	0.0	25.12%	0	3	17	23	61
	Statistics AP	24.0	23.4	0.0	0.6	0.0	2.47%	0	5	23	25	120
<b>Math Total</b>		<b>21.3</b>	<b>18.3</b>	<b>0.3</b>	<b>2.7</b>	<b>0.1</b>	<b>13.83%</b>	<b>6</b>	<b>80</b>	<b>1</b>	<b>27</b>	<b>1707</b>
PA	Chorale	6.5	4.5	0.0	2.0	0.0	29.76%	0	2	6	7	13
	Chorale (biweekly)	11.8	11.3	0.0	0.5	0.0	5.04%	0	4	3	20	47
	Chorale H	17.0	15.0	0.0	2.0	0.0	11.81%	0	2	16	18	34

	Concert Choir	4,0	1,5	0,0	2,5	0,0	78,57%	2	2	1	7	8
	Concert Choir (Biweekly)	6,7	6,0	0,3	0,3	0,0	11,11%	0	3	3	9	20
	Concert Choir H	17,0	13,5	0,0	3,5	0,0	20,83%	0	2	16	18	34
	Drama 1 A	7,5	5,0	0,0	2,5	0,0	38,89%	1	2	6	9	15
	Ind. Study: Into to Choral Methods	1,0	0,0	0,0	1,0	0,0	100,00%	1	1	1	1	1
	Instrumental Sinfonieta	26,0	26,0	0,0	0,0	0,0	0,00%	0	1	26	26	26
	Intro to Music Technology	7,0	4,0	0,0	3,0	0,0	42,22%	0	2	5	9	14
	Intro to Music Technology Curr H	2,0	1,0	0,0	1,0	0,0	66,67%	1	2	1	3	4
	Jazz Ban	25,0	24,0	0,0	1,0	0,0	4,00%	0	1	25	25	25
	Madrigal Singer	35,0	34,0	0,0	1,0	0,0	2,86%	0	1	35	35	35
	Mixed Media I	21,0	12,0	0,0	9,0	0,0	42,86%	0	1	21	21	21
	Mixing & Mastering Music Curr, H	1,5	1,5	0,0	0,0	0,0	0,00%	0	2	1	2	3
	Mixing and Mastering Music	1,0	1,0	0,0	0,0	0,0	0,00%	0	1	1	1	1
	Orchestra (Biweekly)	2,0	2,0	0,0	0,0	0,0	0,00%	0	1	2	2	2
	Play Building & Direction	9,0	8,0	0,0	1,0	0,0	11,11%	0	1	9	9	9
	Songwriting & Production Curr H	1,0	1,0	0,0	0,0	0,0	0,00%	0	1	1	1	1
	Songwriting and Production	2,0	2,0	0,0	0,0	0,0	0,00%	0	2	1	3	4
	Sound Design and Electronic Music	1,0	0,0	0,0	1,0	0,0	100,00%	1	1	1	1	1
	String Orchestra A	18,0	17,0	0,0	1,0	0,0	5,56%	0	1	18	18	18
	String Orchestra Curr, A (Biweekly)	7,7	7,7	0,0	0,0	0,0	0,00%	0	3	2	11	23
	String Orchestra Curr, H (Biweekly)	1,5	1,5	0,0	0,0	0,0	0,00%	0	2	1	2	3
	String Orchestra H	2,0	2,0	0,0	0,0	0,0	0,00%	0	1	2	2	2
	Symphonic Band (bi-weekly)	12,3	12,0	0,0	0,3	0,0	1,85%	0	3	2	18	37
	Symphonic Band (bi-weekly) H	3,5	3,5	0,0	0,0	0,0	0,00%	0	2	3	4	7
	Symphonic Band A	11,0	10,0	0,0	1,0	0,0	9,09%	0	1	11	11	11
	Symphonic Band H	31,0	31,0	0,0	0,0	0,0	0,00%	0	1	31	31	31
<b>PA Total</b>		<b>9,2</b>	<b>8,1</b>	<b>0,0</b>	<b>1,1</b>	<b>0,0</b>	<b>18,81%</b>	<b>6</b>	<b>49</b>	<b>1</b>	<b>35</b>	<b>450</b>
Science	Anatomy and Physiology	9,3	7,5	0,0	1,8	0,0	21,42%	1	6	6	13	56
	Anatomy and Physiology H	13,5	13,5	0,0	0,0	0,0	0,00%	0	6	10	17	81
	AP Physics 1	19,5	18,8	0,0	0,8	0,0	3,38%	0	4	14	25	78
	AP Physics 2	25,0	24,0	0,0	1,0	0,0	4,00%	0	1	25	25	25
	AP Physics C: Mechanics	12,0	12,0	0,0	0,0	0,0	0,00%	0	1	12	12	12
	Applied and Qualitative Chemistry	12,0	1,0	4,0	7,0	0,0	58,33%	1	1	12	12	12
	Architecture I H	30,0	24,0	1,0	5,0	0,0	16,67%	0	1	30	30	30
	Astronomy	6,0	6,0	0,0	0,0	0,0	0,00%	0	1	6	6	6
	Astronomy H	5,0	4,0	0,0	1,0	0,0	20,00%	0	1	5	5	5
	Biology A	22,8	13,2	1,6	7,8	0,2	35,60%	0	5	21	24	114
	Biology AP	22,2	21,8	0,0	0,4	0,0	1,90%	0	5	19	24	111
	Biology H	22,4	21,6	0,0	0,9	0,0	3,79%	0	14	19	24	314
	Chemistry A	19,0	13,6	0,3	5,0	0,1	28,50%	1	7	11	24	133
	Chemistry AP	21,0	21,0	0,0	0,0	0,0	0,00%	0	1	21	21	21
	Chemistry H	22,7	21,5	0,0	1,2	0,0	5,26%	0	11	19	25	250
	Design, Engineering & Fab I	26,5	20,5	0,0	6,0	0,0	21,99%	0	2	22	31	53
	Design, Engineering & Fab III	14,0	14,0	0,0	0,0	0,0	0,00%	0	1	14	14	14
	Design, Engineering & Fab IV	1,0	1,0	0,0	0,0	0,0	0,00%	0	1	1	1	1
	Environmental Science	9,0	6,5	0,5	2,0	0,0	21,25%	0	2	8	10	18
	Environmental Science AP	16,7	16,3	0,0	0,3	0,0	2,08%	0	3	13	21	50
	Environmental Science H	10,0	9,5	0,0	0,5	0,0	5,56%	0	2	9	11	20
	Ind. Study: Chemistry Ed, Application	1,0	1,0	0,0	0,0	0,0	0,00%	0	1	1	1	1
	Ind. Study: Earth Science	1,0	0,0	0,0	1,0	0,0	100,00%	1	1	1	1	1
	Oceanography	9,5	7,0	0,0	2,0	0,5	25,56%	0	2	9	10	19
	Oceanography H	8,0	8,0	0,0	0,0	0,0	0,00%	0	2	7	9	16
	Physical Science A	19,1	11,9	1,3	5,8	0,3	33,85%	2	8	14	25	153
	Physical Science H	22,8	21,3	0,1	1,5	0,0	6,52%	0	12	21	24	274
	Physics	11,0	9,0	0,0	2,0	0,0	18,18%	0	1	11	11	11
	Physics H	12,0	12,0	0,0	0,0	0,0	0,00%	0	1	12	12	12
	Precalculus for Engineering and Science	1,0	1,0	0,0	0,0	0,0	0,00%	0	1	1	1	1
<b>Science Total</b>		<b>18,0</b>	<b>15,6</b>	<b>0,3</b>	<b>2,1</b>	<b>0,0</b>	<b>12,97%</b>	<b>6</b>	<b>105</b>	<b>1</b>	<b>31</b>	<b>1892</b>
VA	Animation I H	20,0	15,0	1,0	4,0	0,0	20,00%	0	1	20	20	20
	AP Art and Design	10,5	8,0	0,0	2,5	0,0	23,64%	0	2	10	11	21
	Ceramics I	19,8	16,8	0,3	2,8	0,0	13,67%	0	4	17	22	79
	Ceramics II	17,0	16,0	0,0	1,0	0,0	5,88%	0	1	17	17	17
	Digital Photography I	21,5	16,0	0,0	5,5	0,0	25,43%	0	2	21	22	43
	Drawing and Painting I	20,3	17,3	0,0	2,7	0,3	14,84%	0	3	20	21	61
	Filmmaking I	23,5	18,0	1,0	4,5	0,0	19,20%	0	2	23	24	47
	Ind. Study: 3D Printing	1,0	1,0	0,0	0,0	0,0	0,00%	0	1	1	1	1
	Ind. Study: Advanced Ceramics	1,0	1,0	0,0	0,0	0,0	0,00%	0	2	1	1	2
	Ind. Study: Art	1,0	1,0	0,0	0,0	0,0	0,00%	0	1	1	1	1
	Ind. Study: Ceramics III Honors	1,0	0,0	0,0	1,0	0,0	100,00%	1	1	1	1	1
	Metal/Working & Jewelry Making I	16,7	13,7	0,3	2,7	0,0	16,03%	0	3	15	18	50
	Mural Painting & Set Design	17,0	13,0	0,0	4,0	0,0	23,53%	0	1	17	17	17
	Senior Studio H	4,5	4,0	0,0	0,5	0,0	16,67%	0	2	3	6	9
	Studio Art H	23,5	16,0	0,0	7,0	0,5	31,64%	0	2	22	25	47
	Woodworking I H	16,0	11,8	0,0	4,3	0,0	26,56%	0	4	16	16	64
	Woodworking III H	1,5	1,5	0,0	0,0	0,0	0,00%	0	2	1	2	3
<b>VA Total</b>		<b>14,2</b>	<b>11,2</b>	<b>0,1</b>	<b>2,8</b>	<b>0,1</b>	<b>18,71%</b>	<b>1</b>	<b>34</b>	<b>1</b>	<b>25</b>	<b>483</b>
Wellness	9th grade Wellness	21,0	17,2	0,4	3,3	0,1	16,72%	0	20	10	28	419
	Adaptive PE leader	8,0	8,0	0,0	0,0	0,0	0,00%	0	1	8	8	8
	AM Personal Fitness	20,0	19,0	0,0	1,0	0,0	5,00%	0	1	20	20	20
	Athletic Training	19,0	16,0	0,0	3,0	0,0	15,79%	0	1	19	19	19
	Backpacking & Camping	11,0	9,5	0,0	1,5	0,0	14,17%	0	2	10	12	22
	Basic Physical Defense	15,0	15,0	0,0	0,0	0,0	0,00%	0	1	15	15	15
	Biking	8,5	8,5	0,0	0,0	0,0	0,00%	0	2	5	12	17
	Intro to Relaxation	18,3	16,0	0,3	2,0	0,0	10,53%	0	3	17	19	55
	Nutrition	19,0	16,0	0,0	3,0	0,0	15,79%	0	1	19	19	19
	Outdoor Rock Climbing	12,5	10,5	0,5	1,5	0,0	12,18%	0	2	12	13	25
	Personal Fitness	13,0	6,0	1,0	6,0	0,0	46,15%	0	1	13	13	13
	Personal PE Contract	2,0	0,0	0,0	2,0	0,0	100,00%	1	1	2	2	2
	Physical Education	2,0	1,0	0,0	1,0	0,0	50,00%	1	1	2	2	2
	Recreational Sports	22,5	20,5	0,0	2,0	0,0	9,00%	0	2	20	25	45
	Team Sports	20,3	16,5	0,5	3,0	0,3	15,82%	0	4	18	25	81
	Walking	18,0	15,8	0,5	1,8	0,0	10,39%	0	4	13	22	72
	Yoga	19,0	13,0	1,0	5,0	0,0	26,32%	0	1	19	19	19
<b>Wellness Total</b>		<b>17,8</b>	<b>14,8</b>	<b>0,3</b>	<b>2,5</b>	<b>0,1</b>	<b>16,68%</b>	<b>2</b>	<b>48</b>	<b>2</b>	<b>28</b>	<b>853</b>
WL	Advanced Latin	7,0	6,0	0,0	1,0	0,0	14,29%	0	1	7	7	7



AP French	16,0	16,0	0,0	0,0	0,0	0,00%	0	1	16	16	16
AP Spanish Language	25,0	24,0	0,0	1,0	0,0	4,17%	0	2	24	26	50
ASL	3,0	3,0	0,0	0,0	0,0	0,00%	0	1	3	3	3
French 1 Introductory	9,0	6,0	1,0	2,0	0,0	22,22%	0	1	9	9	9
French I	19,5	18,8	0,3	0,5	0,0	2,50%	0	4	17	22	78
French I H	3,0	2,0	0,0	1,0	0,0	33,33%	0	1	3	3	3
French II A	6,3	4,3	0,0	2,0	0,0	33,96%	1	4	5	8	25
French II H	19,0	18,0	0,0	1,0	0,0	5,34%	0	4	18	20	76
French III A	24,0	19,0	0,0	5,0	0,0	20,83%	0	1	24	24	24
French III H	19,3	19,0	0,0	0,3	0,0	1,67%	0	3	15	23	58
French IV	1,0	1,0	0,0	0,0	0,0	0,00%	0	1	1	1	1
French V	9,0	9,0	0,0	0,0	0,0	0,00%	0	2	1	17	18
German 1	1,0	1,0	0,0	0,0	0,0	0,00%	0	1	1	1	1
Italian 1 Introductory	24,0	20,0	0,0	4,0	0,0	16,67%	0	1	24	24	24
Italian 2 A	12,0	6,0	0,0	6,0	0,0	50,00%	1	1	12	12	12
Italian 2 H	14,5	13,5	0,0	1,0	0,0	6,90%	0	2	14	15	29
Italian 3 A	5,0	4,0	0,0	1,0	0,0	20,00%	0	1	5	5	5
Italian 4 Curr H	20,0	19,0	0,0	1,0	0,0	5,00%	0	1	20	20	20
Japanese	1,0	1,0	0,0	0,0	0,0	0,00%	0	1	1	1	1
Latin II A	4,5	2,0	0,0	2,5	0,0	50,00%	1	2	3	6	9
Latin II H	8,5	6,0	0,0	2,5	0,0	29,17%	0	2	8	9	17
Latin III A	4,0	3,0	0,0	1,0	0,0	25,00%	0	1	4	4	4
Latin III H	16,0	16,0	0,0	0,0	0,0	0,00%	0	2	13	19	32
Latin IV A	3,0	3,0	0,0	0,0	0,0	0,00%	0	1	3	3	3
Latin IV H	16,0	15,0	0,0	1,0	0,0	6,25%	0	1	16	16	16
Mandarin I	25,0	21,0	0,0	4,0	0,0	16,00%	0	1	25	25	25
Mandarin II	18,5	18,5	0,0	0,0	0,0	0,00%	0	2	18	19	37
Mandarin II Curr A	5,0	4,0	0,0	1,0	0,0	20,00%	0	2	5	5	10
Mandarin II H	11,5	10,5	0,5	0,5	0,0	5,00%	0	2	10	13	23
Mandarin III- Curr A- 2	4,0	2,0	0,0	2,0	0,0	50,00%	1	1	4	4	4
Mandarin V	12,0	12,0	0,0	0,0	0,0	0,00%	0	1	12	12	12
Spanish 1 Introductory	11,0	3,0	0,4	7,6	0,0	69,56%	5	5	8	15	55
Spanish 1 Introductory H	3,0	1,5	0,5	1,0	0,0	60,00%	2	4	1	5	12
Spanish II A	21,7	16,0	0,2	5,5	0,0	26,63%	1	6	19	24	130
Spanish II H	22,8	20,7	0,5	1,7	0,0	7,20%	0	6	22	24	137
Spanish III A	20,0	12,5	0,0	7,5	0,0	37,47%	0	2	19	21	40
Spanish III H	23,7	22,4	0,0	1,1	0,1	5,36%	0	7	23	25	166
Spanish IV A	19,0	16,3	0,0	2,7	0,0	14,15%	0	3	17	21	57
Spanish IV H	23,0	21,8	0,4	0,8	0,0	3,27%	0	5	18	25	115
Spanish V- Spanish Cinema A	8,0	7,0	0,0	1,0	0,0	12,70%	0	2	7	9	16
Spanish V- Spanish Cinema H	18,5	18,5	0,0	0,0	0,0	0,00%	0	2	17	20	37
World Language Teaching Internship	1,0	1,0	0,0	0,0	0,0	0,00%	0	1	1	1	1
<b>WL Total</b>	<b>14,9</b>	<b>12,9</b>	<b>0,1</b>	<b>1,9</b>	<b>0,0</b>	<b>17,58%</b>	<b>12</b>	<b>95</b>	<b>1</b>	<b>26</b>	<b>1418</b>
<b>Grand Total</b>	<b>16,2</b>	<b>13,9</b>	<b>0,2</b>	<b>2,1</b>	<b>0,0</b>	<b>15,56%</b>	<b>58</b>	<b>665</b>	<b>1</b>	<b>57</b>	<b>10756</b>

Course and ID	Course	Grade Level	Dept.	Teacher	Total Students	Gen Ed	EL	IEP	IEP+EL	Percent IEP	Count Over 50%
ACE 7 - 2	ACE 7	7	ACE	3062	17	16	0	1	0	5.88%	0
ACE 7 - 40	ACE 7	7	ACE	3062	15	14	1	0	0	0.00%	0
ACE 7 - 41	ACE 7	7	ACE	3062	20	19	0	1	0	5.00%	0
ACE 7 - 42	ACE 7	7	ACE	3062	16	16	0	0	0	0.00%	0
ACE 7 - 46	ACE 7	7	ACE	3062	11	11	0	0	0	0.00%	0
ACE 8 - 10	ACE 8	8	ACE	3062	16	13	0	3	0	18.75%	0
ACE 8 - 11	ACE 8	8	ACE	3062	10	10	0	0	0	0.00%	0
ACE 8 - 13	ACE 8	8	ACE	3062	15	15	0	0	0	0.00%	0
ACE 8 - 16	ACE 8	8	ACE	3062	15	15	0	0	0	0.00%	0
ACE 8 - 43	ACE 8	8	ACE	3062	20	19	0	1	0	5.00%	0
Algebra 1 - 38	Algebra 1	8	Math	4706	21	21	0	0	0	0.00%	0
Algebra 1 - 39	Algebra 1	8	Math	4706	20	17	0	3	0	15.00%	0
Algebra 1 - 40	Algebra 1	8	Math	3060	25	24	1	0	0	0.00%	0
Algebra 1 - 41	Algebra 1	8	Math	3060	20	20	0	0	0	0.00%	0
Algebra 1 - 43	Algebra 1	8	Math	16710	23	22	0	1	0	4.35%	0
Algebra 1 - 46	Algebra 1	8	Math	3060	23	22	1	0	0	0.00%	0
Algebra 1 - 47	Algebra 1	8	Math	16710	23	22	0	1	0	4.35%	0
Algebra 1 - 48	Algebra 1	8	Math	16710	20	20	0	0	0	0.00%	0
Algebra 1 - 49	Algebra 1	8	Math	4706	21	19	0	2	0	9.52%	0
Algebra 1 - 74	Algebra 1	8	Math	13979	23	19	0	4	0	17.39%	0
Algebra 1 - 75	Algebra 1	8	Math	15260	22	20	0	2	0	9.09%	0
Algebra 1 - 76	Algebra 1	8	Math	15260	25	22	0	3	0	12.00%	0
Algebra 1 - 77	Algebra 1	8	Math	15260	25	21	0	4	0	16.00%	0
Algebra 1 - 84	Algebra 1	8	Math	13979	23	20	0	3	0	13.04%	0
Algebra 1 - 94	Algebra 1	8	Math	13979	20	20	0	0	0	0.00%	0
Art 7 - 65	Art 7	7	FA	6167	25	15	1	9	0	36.00%	0
Art 7 - 66	Art 7	7	FA	6167	22	19	2	1	0	4.55%	0
Art 7 - 67	Art 7	7	FA	6923	23	18	4	1	0	4.35%	0
Art 7 - 75	Art 7	7	FA	6923	25	20	0	5	0	20.00%	0
Art 7 - 76	Art 7	7	FA	6167	16	11	1	4	0	25.00%	0
ART 8 - 78	ART 8	8	FA	6923	26	20	0	6	0	23.08%	0
ART 8 - 79	ART 8	8	FA	6167	26	24	0	2	0	7.69%	0
ART 8 - 89	ART 8	8	FA	6923	17	11	0	6	0	35.29%	0
ART 8 - 90	ART 8	8	FA	6923	25	24	0	1	0	4.00%	0
ART 8 - 91	ART 8	8	FA	6167	18	10	4	4	0	22.22%	0
CHORUS 7 - 7	CHORUS 7	7	PA	12749	38	36	0	2	0	5.26%	0
CHORUS 7 - 8	CHORUS 7	7	PA	12749	41	39	0	2	0	4.88%	0
CHORUS 8 - 11	CHORUS 8	8	PA	652	48	41	1	5	1	12.50%	0

Course and ID	Course	Grade Level	Dept.	Teacher	Total Students	Gen Ed	EL	IEP	IEP+EL	Percent IEP	Count Over 50%
CHORUS 8 - 6	CHORUS 8	8	PA	652	48	43	0	5	0	10.42%	0
Civics - 1	Civics	8	History/SS	18601	18	17	0	1	0	5.56%	0
Civics - 10	Civics	8	History/SS	653	20	18	0	2	0	10.00%	0
Civics - 11	Civics	8	History/SS	3063	22	15	0	7	0	31.82%	0
Civics - 12	Civics	8	History/SS	3063	22	17	0	5	0	22.73%	0
Civics - 13	Civics	8	History/SS	3063	17	15	0	2	0	11.76%	0
Civics - 14	Civics	8	History/SS	3063	19	18	0	1	0	5.26%	0
Civics - 15	Civics	8	History/SS	3063	20	13	0	7	0	35.00%	0
Civics - 16	Civics	8	History/SS	13520	18	18	0	0	0	0.00%	0
Civics - 17	Civics	8	History/SS	13520	22	18	4	0	0	0.00%	0
Civics - 18	Civics	8	History/SS	13520	18	13	5	0	0	0.00%	0
Civics - 19	Civics	8	History/SS	13520	19	16	2	1	0	5.26%	0
Civics - 2	Civics	8	History/SS	18601	16	14	0	2	0	12.50%	0
Civics - 20	Civics	8	History/SS	13520	24	13	1	9	1	41.67%	0
Civics - 3	Civics	8	History/SS	18601	21	11	0	9	1	47.62%	0
Civics - 4	Civics	8	History/SS	18601	22	20	0	2	0	9.09%	0
Civics - 5	Civics	8	History/SS	18601	22	10	0	12	0	54.55%	1
Civics - 58	Civics	8	History/SS	13910	15	14	0	1	0	6.67%	0
Civics - 59	Civics	8	History/SS	13910	20	14	0	6	0	30.00%	0
Civics - 6	Civics	8	History/SS	653	19	18	0	1	0	5.26%	0
Civics - 60	Civics	8	History/SS	13910	24	15	0	9	0	37.50%	0
Civics - 61	Civics	8	History/SS	13910	15	12	1	2	0	13.33%	0
Civics - 62	Civics	8	History/SS	13910	23	21	0	2	0	8.70%	0
Civics - 7	Civics	8	History/SS	653	21	20	0	1	0	4.76%	0
Civics - 8	Civics	8	History/SS	653	20	18	0	2	0	10.00%	0
Civics - 9	Civics	8	History/SS	653	21	15	0	6	0	28.57%	0
Computer Science Q7 - 1	Computer Science Q7	7	CS	15472	21	20	0	1	0	4.76%	0
Computer Science Q7 - 2	Computer Science Q7	7	CS	15472	17	15	0	2	0	11.76%	0
Computer Science Q7 - 7	Computer Science Q7	7	CS	15472	15	11	0	4	0	26.67%	0
Computer Science Q8 - 30	Computer Science Q8	8	CS	15472	20	18	1	1	0	5.00%	0
Computer Science Q8 - 4	Computer Science Q8	8	CS	15472	14	12	1	1	0	7.14%	0
English 7 - 70	English 7	7	ELA	18474	23	11	0	12	0	52.17%	1
English 7 - 71	English 7	7	ELA	18474	19	17	0	2	0	10.53%	0
English 7 - 72	English 7	7	ELA	18474	21	14	0	7	0	33.33%	0
English 7 - 73	English 7	7	ELA	18474	13	12	0	1	0	7.69%	0
English 7 - 74	English 7	7	ELA	18474	16	12	0	4	0	25.00%	0
English 7 - 75	English 7	7	ELA	13909	20	20	0	0	0	0.00%	0
English 7 - 76	English 7	7	ELA	13909	14	14	0	0	0	0.00%	0

Course and ID	Course	Grade Level	Dept.	Teacher	Total Students	Gen Ed	EL	IEP	IEP+EL	Percent IEP	Count Over 50%
English 7 - 77	English 7	7	ELA	13909	23	13	0	10	0	43.48%	0
English 7 - 78	English 7	7	ELA	13909	17	17	0	0	0	0.00%	0
English 7 - 79	English 7	7	ELA	13909	15	14	0	1	0	6.67%	0
English 7 - 80	English 7	7	ELA	2108	20	19	1	0	0	0.00%	0
English 7 - 81	English 7	7	ELA	2108	22	8	1	12	1	59.09%	1
English 7 - 82	English 7	7	ELA	2108	17	17	0	0	0	0.00%	0
English 7 - 83	English 7	7	ELA	2108	19	19	0	0	0	0.00%	0
English 7 - 84	English 7	7	ELA	2108	18	18	0	0	0	0.00%	0
English 7 - 85	English 7	7	ELA	1351	21	12	0	9	0	42.86%	0
English 7 - 86	English 7	7	ELA	1351	22	11	0	10	1	50.00%	1
English 7 - 87	English 7	7	ELA	1351	19	13	0	6	0	31.58%	0
English 7 - 88	English 7	7	ELA	1351	21	21	0	0	0	0.00%	0
English 7 - 89	English 7	7	ELA	1351	12	12	0	0	0	0.00%	0
English 7 - 91	English 7	7	ELA	18469	16	12	4	0	0	0.00%	0
English 7 - 92	English 7	7	ELA	18469	19	19	0	0	0	0.00%	0
English 7 - 93	English 7	7	ELA	18469	18	15	3	0	0	0.00%	0
English 7 - 95	English 7	7	ELA	18469	18	15	3	0	0	0.00%	0
English 7 - 96	English 7	7	ELA	18469	14	14	0	0	0	0.00%	0
ENGLISH 8 - 134	ENGLISH 8	8	ELA	15358	18	17	1	0	0	0.00%	0
ENGLISH 8 - 135	ENGLISH 8	8	ELA	15358	25	11	3	10	1	44.00%	0
ENGLISH 8 - 17	ENGLISH 8	8	ELA	15358	17	17	0	0	0	0.00%	0
ENGLISH 8 - 18	ENGLISH 8	8	ELA	15358	21	20	1	0	0	0.00%	0
ENGLISH 8 - 19	ENGLISH 8	8	ELA	15358	16	14	2	0	0	0.00%	0
ENGLISH 8 - 75	ENGLISH 8	8	ELA	12729	23	16	0	7	0	30.43%	0
ENGLISH 8 - 76	ENGLISH 8	8	ELA	12729	17	17	0	0	0	0.00%	0
ENGLISH 8 - 77	ENGLISH 8	8	ELA	12729	19	10	0	9	0	47.37%	0
ENGLISH 8 - 78	ENGLISH 8	8	ELA	12729	18	16	0	2	0	11.11%	0
ENGLISH 8 - 79	ENGLISH 8	8	ELA	12729	22	13	0	8	1	40.91%	0
ENGLISH 8 - 80	ENGLISH 8	8	ELA	633	20	18	0	2	0	10.00%	0
ENGLISH 8 - 81	ENGLISH 8	8	ELA	633	23	12	0	11	0	47.83%	0
ENGLISH 8 - 82	ENGLISH 8	8	ELA	633	15	13	0	2	0	13.33%	0
ENGLISH 8 - 83	ENGLISH 8	8	ELA	633	20	18	1	1	0	5.00%	0
ENGLISH 8 - 84	ENGLISH 8	8	ELA	633	17	15	0	2	0	11.76%	0
ENGLISH 8 - 85	ENGLISH 8	8	ELA	15526	22	22	0	0	0	0.00%	0
ENGLISH 8 - 86	ENGLISH 8	8	ELA	15526	17	15	0	2	0	11.76%	0
ENGLISH 8 - 87	ENGLISH 8	8	ELA	15526	19	18	0	1	0	5.26%	0
ENGLISH 8 - 88	ENGLISH 8	8	ELA	15526	22	20	0	2	0	9.09%	0
ENGLISH 8 - 89	ENGLISH 8	8	ELA	15526	21	14	0	7	0	33.33%	0

Course and ID	Course	Grade Level	Dept.	Teacher	Total Students	Gen Ed	EL	IEP	IEP+EL	Percent IEP	Count Over 50%
ENGLISH 8 - 90	ENGLISH 8	8	ELA	751	20	18	0	2	0	10.00%	0
ENGLISH 8 - 91	ENGLISH 8	8	ELA	751	20	15	0	5	0	25.00%	0
ENGLISH 8 - 92	ENGLISH 8	8	ELA	751	18	17	0	1	0	5.56%	0
ENGLISH 8 - 93	ENGLISH 8	8	ELA	751	22	9	0	13	0	59.09%	1
ENGLISH 8 - 94	ENGLISH 8	8	ELA	751	20	19	0	1	0	5.00%	0
FACS 7 - 71	FACS 7	7	FACS	754	16	10	0	6	0	37.50%	0
FACS 7 - 75	FACS 7	7	FACS	754	22	19	2	1	0	4.55%	0
FACS 7 - 79	FACS 7	7	FACS	8761	13	10	0	3	0	23.08%	0
FACS 7 - 80	FACS 7	7	FACS	17064	12	9	0	3	0	25.00%	0
FACS 7 - 81	FACS 7	7	FACS	8761	21	17	1	3	0	14.29%	0
FACS 7 - 91	FACS 7	7	FACS	17064	8	3	0	5	0	62.50%	1
FACS 8 - 69	FACS 8	8	FACS	754	21	12	0	9	0	42.86%	0
FACS 8 - 72	FACS 8	8	FACS	754	26	21	0	5	0	19.23%	0
FACS 8 - 73	FACS 8	8	FACS	754	18	14	2	1	1	11.11%	0
FACS 8 - 83	FACS 8	8	FACS	8761	22	15	0	7	0	31.82%	0
FACS 8 - 84	FACS 8	8	FACS	8761	26	24	0	2	0	7.69%	0
FACS 8 - 91	FACS 8	8	FACS	8761	19	16	0	3	0	15.79%	0
French 7 - 16	French 7	7	WL	15259	19	19	0	0	0	0.00%	0
French 7 - 18	French 7	7	WL	15259	15	15	0	0	0	0.00%	0
French 7 - 19	French 7	7	WL	15259	22	21	0	1	0	4.55%	0
French 7 - 20	French 7	7	WL	15259	21	20	0	1	0	4.76%	0
French 7 - 21	French 7	7	WL	15259	21	19	0	2	0	9.52%	0
French 8 - 13	French 8	8	WL	629	14	13	0	1	0	7.14%	0
French 8 - 14	French 8	8	WL	629	18	15	0	3	0	16.67%	0
French 8 - 15	French 8	8	WL	629	20	16	0	4	0	20.00%	0
French 8 - 16	French 8	8	WL	629	18	17	0	1	0	5.56%	0
French 8 - 17	French 8	8	WL	629	16	14	0	2	0	12.50%	0
Geometry - 3	Geometry	8	Math	2506	23	23	0	0	0	0.00%	0
Global Studies - 1	Global Studies	7	History/SS	601	19	19	0	0	0	0.00%	0
Global Studies - 2	Global Studies	7	History/SS	601	19	18	0	1	0	5.26%	0
Global Studies - 20	Global Studies	7	History/SS	12733	20	15	0	5	0	25.00%	0
Global Studies - 21	Global Studies	7	History/SS	12733	20	19	0	1	0	5.00%	0
Global Studies - 22	Global Studies	7	History/SS	12733	16	9	0	7	0	43.75%	0
Global Studies - 24	Global Studies	7	History/SS	1029	19	14	0	5	0	26.32%	0
Global Studies - 3	Global Studies	7	History/SS	601	20	18	2	0	0	0.00%	0
Global Studies - 30	Global Studies	7	History/SS	614	22	22	0	0	0	0.00%	0
Global Studies - 31	Global Studies	7	History/SS	614	18	18	0	0	0	0.00%	0
Global Studies - 32	Global Studies	7	History/SS	614	13	12	0	1	0	7.69%	0

Course and ID	Course	Grade Level	Dept.	Teacher	Total Students	Gen Ed	EL	IEP	IEP+EL	Percent IEP	Count Over 50%
Global Studies - 33	Global Studies	7	History/SS	18209	17	16	0	1	0	5.88%	0
Global Studies - 34	Global Studies	7	History/SS	18209	21	10	0	11	0	52.38%	1
Global Studies - 4	Global Studies	7	History/SS	601	21	9	0	11	1	57.14%	1
Global Studies - 40	Global Studies	7	History/SS	12733	15	9	0	6	0	40.00%	0
Global Studies - 41	Global Studies	7	History/SS	12733	21	14	0	7	0	33.33%	0
Global Studies - 5	Global Studies	7	History/SS	601	17	17	0	0	0	0.00%	0
Global Studies - 72	Global Studies	7	History/SS	1029	21	19	0	2	0	9.52%	0
Global Studies - 73	Global Studies	7	History/SS	1029	21	19	0	2	0	9.52%	0
Global Studies - 74	Global Studies	7	History/SS	1029	13	10	0	3	0	23.08%	0
Global Studies - 75	Global Studies	7	History/SS	1029	21	7	0	13	1	66.67%	1
Global Studies - 76	Global Studies	7	History/SS	967	21	18	3	0	0	0.00%	0
Global Studies - 77	Global Studies	7	History/SS	967	18	18	0	0	0	0.00%	0
Global Studies - 78	Global Studies	7	History/SS	967	11	10	1	0	0	0.00%	0
Global Studies - 79	Global Studies	7	History/SS	967	21	11	10	0	0	0.00%	0
Global Studies - 80	Global Studies	7	History/SS	967	19	18	1	0	0	0.00%	0
Latin 7 - 1	Latin 7	7	WL	179	17	17	0	0	0	0.00%	0
Latin 7 - 12	Latin 7	7	WL	179	21	19	0	2	0	9.52%	0
Latin 8 - 2	Latin 8	8	WL	179	20	19	0	1	0	5.00%	0
Mandarin 7 - 16	Mandarin 7	7	WL	4710	21	21	0	0	0	0.00%	0
Mandarin 7 - 7	Mandarin 7	7	WL	4710	18	12	0	6	0	33.33%	0
Mandarin 7 - 8	Mandarin 7	7	WL	4710	18	15	0	3	0	16.67%	0
Mandarin 8 - 5	Mandarin 8	8	WL	4710	21	21	0	0	0	0.00%	0
Mandarin 8 - 8	Mandarin 8	8	WL	4710	21	19	0	2	0	9.52%	0
Math 7 - 29	Math 7	7	Math	11359	10	5	5	0	0	0.00%	0
Math 7 - 30	Math 7	7	Math	11359	15	8	7	0	0	0.00%	0
Math 7 - 31	Math 7	7	Math	656	14	5	0	8	1	64.29%	1
Math 7 - 32	Math 7	7	Math	656	12	1	0	11	0	91.67%	1
Math 7 - 33	Math 7	7	Math	17084	12	4	0	8	0	66.67%	1
Math 7 - 34	Math 7	7	Math	17084	11	11	0	0	0	0.00%	0
Math 7 - 53	Math 7	7	Math	12809	19	6	1	11	1	63.16%	1
Math 7 - 54	Math 7	7	Math	12809	15	14	0	1	0	6.67%	0
Math 7 - 57	Math 7	7	Math	18472	12	6	0	6	0	50.00%	1
Math 7 - 58	Math 7	7	Math	18472	11	7	0	4	0	36.36%	0
Math 7A - 137	Math 7A	7	Math	17084	22	22	0	0	0	0.00%	0
Math 7A - 142	Math 7A	7	Math	17084	19	18	0	1	0	5.26%	0
Math 7A - 39	Math 7A	7	Math	11359	21	19	2	0	0	0.00%	0
Math 7A - 40	Math 7A	7	Math	11359	21	21	0	0	0	0.00%	0
Math 7A - 42	Math 7A	7	Math	656	21	17	0	4	0	19.05%	0

Course and ID	Course	Grade Level	Dept.	Teacher	Total Students	Gen Ed	EL	IEP	IEP+EL	Percent IEP	Count Over 50%
Math 7A - 43	Math 7A	7	Math	11359	18	17	1	0	0	0.00%	0
Math 7A - 45	Math 7A	7	Math	656	23	21	0	2	0	8.70%	0
Math 7A - 46	Math 7A	7	Math	656	21	21	0	0	0	0.00%	0
Math 7A - 6	Math 7A	7	Math	17084	20	19	0	1	0	5.00%	0
Math 7A - 72	Math 7A	7	Math	12809	18	17	1	0	0	0.00%	0
Math 7A - 75	Math 7A	7	Math	12809	19	19	0	0	0	0.00%	0
Math 7A - 76	Math 7A	7	Math	12809	21	21	0	0	0	0.00%	0
Math 7A - 77	Math 7A	7	Math	18472	21	15	0	6	0	28.57%	0
Math 7A - 78	Math 7A	7	Math	18472	24	19	0	5	0	20.83%	0
Math 7A - 79	Math 7A	7	Math	18472	20	16	0	4	0	20.00%	0
Math 8 - 31	Math 8	8	Math	3060	19	5	4	9	1	52.63%	1
Math 8 - 32	Math 8	8	Math	3060	15	9	5	1	0	6.67%	0
Math 8 - 33	Math 8	8	Math	4706	11	11	0	0	0	0.00%	0
Math 8 - 34	Math 8	8	Math	4706	20	6	1	13	0	65.00%	1
Math 8 - 39	Math 8	8	Math	16710	19	10	0	9	0	47.37%	0
Math 8 - 40	Math 8	8	Math	16710	12	11	0	1	0	8.33%	0
Math 8 - 53	Math 8	8	Math	13979	14	7	0	7	0	50.00%	1
Math 8 - 56	Math 8	8	Math	15260	12	7	0	5	0	41.67%	0
Math 8 - 57	Math 8	8	Math	15260	16	2	0	13	1	87.50%	1
Math 8 - 63	Math 8	8	Math	13979	21	13	0	8	0	38.10%	0
Music 7 - 1	Music 7	7	PA	12749	21	19	1	1	0	4.76%	0
Music 7 - 133	Music 7	7	PA	4056	8	7	0	1	0	12.50%	0
Music 7 - 134	Music 7	7	PA	4056	12	7	1	4	0	33.33%	0
Music 7 - 73	Music 7	7	PA	652	20	15	2	3	0	15.00%	0
Music 7 - 74	Music 7	7	PA	652	13	9	0	4	0	30.77%	0
Music 7 - 81	Music 7	7	PA	652	14	12	0	2	0	14.29%	0
Music 8 - 123	Music 8	8	PA	12749	18	17	0	1	0	5.56%	0
Music 8 - 124	Music 8	8	PA	12749	20	14	0	6	0	30.00%	0
Music 8 - 29	Music 8	8	PA	4056	18	14	0	4	0	22.22%	0
Music 8 - 33	Music 8	8	PA	12749	1	0	0	1	0	100.00%	1
Music 8 - 34	Music 8	8	PA	12749	1	0	1	0	0	0.00%	0
Music 8 - 35	Music 8	8	PA	12749	1	0	0	1	0	100.00%	1
Music 8 - 36	Music 8	8	PA	4056	1	0	0	1	0	100.00%	1
Music 8 - 67	Music 8	8	PA	12749	18	11	0	7	0	38.89%	0
Music 8 - 76	Music 8	8	PA	652	18	17	0	1	0	5.56%	0
ORCHESTRA 7 - 6	ORCHESTRA 7	7	PA	15516	43	39	0	4	0	9.30%	0
ORCHESTRA 8 - 6	ORCHESTRA 8	8	PA	15516	44	42	0	2	0	4.55%	0
Physical Education 7 - 1	Physical Education 7	7	Wellness	17064	23	17	0	6	0	26.09%	0

Course and ID	Course	Grade Level	Dept.	Teacher	Total Students	Gen Ed	EL	IEP	IEP+EL	Percent IEP	Count Over 50%
Physical Education 7 - 100	Physical Education 7	7	Wellness	6192	18	15	0	3	0	16.67%	0
Physical Education 7 - 2	Physical Education 7	7	Wellness	17064	24	19	1	4	0	16.67%	0
Physical Education 7 - 3	Physical Education 7	7	Wellness	11458	12	10	0	2	0	16.67%	0
Physical Education 7 - 4	Physical Education 7	7	Wellness	588	24	18	5	1	0	4.17%	0
Physical Education 7 - 5	Physical Education 7	7	Wellness	17064	14	6	0	8	0	57.14%	1
Physical Education 7 - 6	Physical Education 7	7	Wellness	588	1	0	0	1	0	100.00%	1
Physical Education 7 - 64	Physical Education 7	7	Wellness	18585	11	11	0	0	0	0.00%	0
Physical Education 7 - 65	Physical Education 7	7	Wellness	18585	23	15	8	0	0	0.00%	0
Physical Education 7 - 66	Physical Education 7	7	Wellness	18585	17	16	0	1	0	5.88%	0
Physical Education 7 - 67	Physical Education 7	7	Wellness	18585	18	13	0	5	0	27.78%	0
Physical Education 7 - 68	Physical Education 7	7	Wellness	11458	13	12	0	1	0	7.69%	0
Physical Education 7 - 69	Physical Education 7	7	Wellness	588	14	11	0	3	0	21.43%	0
Physical Education 7 - 70	Physical Education 7	7	Wellness	588	13	10	0	3	0	23.08%	0
Physical Education 7 - 72	Physical Education 7	7	Wellness	18585	26	22	0	4	0	15.38%	0
Physical Education 7 - 73	Physical Education 7	7	Wellness	18585	26	22	1	3	0	11.54%	0
Physical Education 7 - 74	Physical Education 7	7	Wellness	588	23	21	1	1	0	4.35%	0
Physical Education 7 - 75	Physical Education 7	7	Wellness	6192	13	12	1	0	0	0.00%	0
Physical Education 7 - 76	Physical Education 7	7	Wellness	6192	24	21	0	3	0	12.50%	0
Physical Education 7 - 77	Physical Education 7	7	Wellness	6192	26	22	0	4	0	15.38%	0
Physical Education 7 - 78	Physical Education 7	7	Wellness	11458	23	19	0	4	0	17.39%	0
Physical Education 7 - 79	Physical Education 7	7	Wellness	588	24	20	0	4	0	16.67%	0
Physical Education 7 - 82	Physical Education 7	7	Wellness	11458	23	22	0	1	0	4.35%	0
Physical Education 7 - 83	Physical Education 7	7	Wellness	11458	24	14	0	10	0	41.67%	0
Physical Education 8 - 1	Physical Education 8	8	Wellness	17064	26	24	0	2	0	7.69%	0
Physical Education 8 - 181	Physical Education 8	8	Wellness	11458	5	2	1	2	0	40.00%	0
Physical Education 8 - 2	Physical Education 8	8	Wellness	17064	24	20	1	3	0	12.50%	0
Physical Education 8 - 3	Physical Education 8	8	Wellness	6192	14	9	2	3	0	21.43%	0
Physical Education 8 - 4	Physical Education 8	8	Wellness	17064	1	0	0	1	0	100.00%	1
Physical Education 8 - 5	Physical Education 8	8	Wellness	17064	16	12	0	4	0	25.00%	0
Physical Education 8 - 67	Physical Education 8	8	Wellness	18585	15	8	0	7	0	46.67%	0
Physical Education 8 - 68	Physical Education 8	8	Wellness	18585	23	21	0	2	0	8.70%	0
Physical Education 8 - 69	Physical Education 8	8	Wellness	18585	25	19	1	5	0	20.00%	0
Physical Education 8 - 70	Physical Education 8	8	Wellness	18585	26	20	1	5	0	19.23%	0
Physical Education 8 - 71	Physical Education 8	8	Wellness	588	17	13	0	4	0	23.53%	0
Physical Education 8 - 72	Physical Education 8	8	Wellness	588	22	20	0	2	0	9.09%	0
Physical Education 8 - 73	Physical Education 8	8	Wellness	588	25	20	1	4	0	16.00%	0
Physical Education 8 - 74	Physical Education 8	8	Wellness	588	26	20	0	6	0	23.08%	0
Physical Education 8 - 76	Physical Education 8	8	Wellness	11458	21	17	0	4	0	19.05%	0



Course and ID	Course	Grade Level	Dept.	Teacher	Total Students	Gen Ed	EL	IEP	IEP+EL	Percent IEP	Count Over 50%
Physical Education 8 - 77	Physical Education 8	8	Wellness	6192	22	19	0	3	0	13.64%	0
Physical Education 8 - 78	Physical Education 8	8	Wellness	6192	17	13	0	4	0	23.53%	0
Physical Education 8 - 79	Physical Education 8	8	Wellness	6192	24	23	1	0	0	0.00%	0
Physical Education 8 - 80	Physical Education 8	8	Wellness	11458	21	18	1	2	0	9.52%	0
Physical Education 8 - 81	Physical Education 8	8	Wellness	6192	20	18	0	1	1	10.00%	0
Physical Education 8 - 82	Physical Education 8	8	Wellness	6192	26	24	0	2	0	7.69%	0
Physical Education 8 - 83	Physical Education 8	8	Wellness	11458	25	19	0	6	0	24.00%	0
Physical Education 8 - 84	Physical Education 8	8	Wellness	11458	26	17	0	9	0	34.62%	0
Physical Education 8 - 85	Physical Education 8	8	Wellness	588	23	17	1	5	0	21.74%	0
Science 7 - 100	Science 7	7	Science	4116	16	11	5	0	0	0.00%	0
Science 7 - 119	Science 7	7	Science	12750	18	15	0	3	0	16.67%	0
Science 7 - 120	Science 7	7	Science	12750	20	16	0	4	0	20.00%	0
Science 7 - 121	Science 7	7	Science	12750	19	15	0	4	0	21.05%	0
Science 7 - 122	Science 7	7	Science	12750	17	9	0	8	0	47.06%	0
Science 7 - 123	Science 7	7	Science	12750	18	11	0	7	0	38.89%	0
Science 7 - 124	Science 7	7	Science	977	15	7	0	8	0	53.33%	1
Science 7 - 61	Science 7	7	Science	977	20	17	0	3	0	15.00%	0
Science 7 - 63	Science 7	7	Science	977	20	20	0	0	0	0.00%	0
Science 7 - 64	Science 7	7	Science	977	17	16	0	1	0	5.88%	0
Science 7 - 65	Science 7	7	Science	977	19	18	0	1	0	5.26%	0
Science 7 - 66	Science 7	7	Science	17162	19	19	0	0	0	0.00%	0
Science 7 - 67	Science 7	7	Science	17162	13	13	0	0	0	0.00%	0
Science 7 - 68	Science 7	7	Science	17162	23	11	0	11	1	52.17%	1
Science 7 - 69	Science 7	7	Science	17162	20	18	1	1	0	5.00%	0
Science 7 - 70	Science 7	7	Science	17162	21	20	1	0	0	0.00%	0
Science 7 - 71	Science 7	7	Science	4116	21	16	5	0	0	0.00%	0
Science 7 - 72	Science 7	7	Science	4116	18	13	5	0	0	0.00%	0
Science 7 - 74	Science 7	7	Science	4116	15	15	0	0	0	0.00%	0
Science 7 - 75	Science 7	7	Science	18471	24	22	0	2	0	8.33%	0
Science 7 - 76	Science 7	7	Science	18471	20	13	0	7	0	35.00%	0
Science 7 - 77	Science 7	7	Science	18471	18	8	0	9	1	55.56%	1
Science 7 - 78	Science 7	7	Science	18471	18	15	0	3	0	16.67%	0
Science 7 - 79	Science 7	7	Science	18471	15	11	0	4	0	26.67%	0
Science 7 - 80	Science 7	7	Science	4116	20	20	0	0	0	0.00%	0
Science 8 - 126	Science 8	8	Science	7908	24	10	0	14	0	58.33%	1
Science 8 - 127	Science 8	8	Science	7908	20	13	0	6	1	35.00%	0
Science 8 - 128	Science 8	8	Science	7908	18	15	0	3	0	16.67%	0
Science 8 - 129	Science 8	8	Science	7908	19	16	0	3	0	15.79%	0

Course and ID	Course	Grade Level	Dept.	Teacher	Total Students	Gen Ed	EL	IEP	IEP+EL	Percent IEP	Count Over 50%
Science 8 - 130	Science 8	8	Science	7908	18	18	0	0	0	0.00%	0
Science 8 - 70	Science 8	8	Science	666	19	15	0	4	0	21.05%	0
Science 8 - 71	Science 8	8	Science	666	19	17	1	1	0	5.26%	0
Science 8 - 72	Science 8	8	Science	666	18	17	0	1	0	5.56%	0
Science 8 - 73	Science 8	8	Science	666	24	13	0	11	0	45.83%	0
Science 8 - 74	Science 8	8	Science	17673	16	16	0	0	0	0.00%	0
Science 8 - 75	Science 8	8	Science	17673	19	13	0	6	0	31.58%	0
Science 8 - 76	Science 8	8	Science	17673	21	15	0	6	0	28.57%	0
Science 8 - 77	Science 8	8	Science	17673	21	17	0	4	0	19.05%	0
Science 8 - 78	Science 8	8	Science	17673	23	17	0	6	0	26.09%	0
Science 8 - 79	Science 8	8	Science	666	18	14	0	4	0	22.22%	0
Science 8 - 80	Science 8	8	Science	774	20	20	0	0	0	0.00%	0
Science 8 - 81	Science 8	8	Science	774	23	16	0	7	0	30.43%	0
Science 8 - 82	Science 8	8	Science	774	22	19	0	3	0	13.64%	0
Science 8 - 83	Science 8	8	Science	774	20	18	0	2	0	10.00%	0
Science 8 - 84	Science 8	8	Science	774	16	16	0	0	0	0.00%	0
Science 8 - 85	Science 8	8	Science	13963	19	19	0	0	0	0.00%	0
Science 8 - 86	Science 8	8	Science	13963	18	18	0	0	0	0.00%	0
Science 8 - 87	Science 8	8	Science	13963	19	18	1	0	0	0.00%	0
Science 8 - 88	Science 8	8	Science	13963	20	11	8	1	0	5.00%	0
Science 8 - 89	Science 8	8	Science	13963	27	14	3	9	1	37.04%	0
Spanish 7 - 10	Spanish 7	7	WL	11361	24	22	0	2	0	8.33%	0
Spanish 7 - 33	Spanish 7	7	WL	636	21	21	0	0	0	0.00%	0
Spanish 7 - 36	Spanish 7	7	WL	636	23	18	0	5	0	21.74%	0
Spanish 7 - 37	Spanish 7	7	WL	636	22	18	0	4	0	18.18%	0
Spanish 7 - 39	Spanish 7	7	WL	636	20	16	0	4	0	20.00%	0
Spanish 7 - 40	Spanish 7	7	WL	11361	19	18	0	1	0	5.26%	0
Spanish 7 - 41	Spanish 7	7	WL	11361	19	13	1	5	0	26.32%	0
Spanish 7 - 42	Spanish 7	7	WL	11361	23	20	0	3	0	13.04%	0
Spanish 7 - 61	Spanish 7	7	WL	636	25	21	0	4	0	16.00%	0
Spanish 7 - 62	Spanish 7	7	WL	11361	22	20	0	2	0	9.09%	0
Spanish 8 - 1	Spanish 8	8	WL	18465	20	16	0	4	0	20.00%	0
Spanish 8 - 2	Spanish 8	8	WL	18465	22	22	0	0	0	0.00%	0
Spanish 8 - 3	Spanish 8	8	WL	18465	18	17	0	1	0	5.56%	0
Spanish 8 - 30	Spanish 8	8	WL	17163	19	16	0	3	0	15.79%	0
Spanish 8 - 31	Spanish 8	8	WL	17163	17	15	0	2	0	11.76%	0
Spanish 8 - 32	Spanish 8	8	WL	626	18	16	0	2	0	11.11%	0
Spanish 8 - 33	Spanish 8	8	WL	626	23	19	0	4	0	17.39%	0

Course and ID	Course	Grade Level	Dept.	Teacher	Total Students	Gen Ed	EL	IEP	IEP+EL	Percent IEP	Count Over 50%
Spanish 8 - 34	Spanish 8	8	WL	626	17	16	0	1	0	5.88%	0
Spanish 8 - 35	Spanish 8	8	WL	626	18	14	0	4	0	22.22%	0
Spanish 8 - 36	Spanish 8	8	WL	626	18	18	0	0	0	0.00%	0
Spanish 8 - 37	Spanish 8	8	WL	17163	15	13	0	2	0	13.33%	0
Spanish 8 - 4	Spanish 8	8	WL	18465	18	16	0	2	0	11.11%	0
Spanish 8 - 49	Spanish 8	8	WL	17163	24	23	0	1	0	4.17%	0
Spanish 8 - 5	Spanish 8	8	WL	18465	20	18	0	2	0	10.00%	0
Spanish 8 - 55	Spanish 8	8	WL	17163	19	14	0	5	0	26.32%	0
Technology 7 - 79	Technology 7	7	Tech	12727	27	24	0	3	0	11.11%	0
Technology 7 - 83	Technology 7	7	Tech	12727	25	23	1	1	0	4.00%	0
Technology 7 - 86	Technology 7	7	Tech	10668	1	0	0	1	0	100.00%	1
Technology 7 - 87	Technology 7	7	Tech	10668	25	19	0	5	1	24.00%	0
Technology 7 - 91	Technology 7	7	Tech	12727	20	16	0	4	0	20.00%	0
Technology 7 - 95	Technology 7	7	Tech	10668	25	22	1	2	0	8.00%	0
Technology 8 - 33	Technology 8	8	Tech	10668	26	24	1	1	0	3.85%	0
Technology 8 - 74	Technology 8	8	Tech	10668	24	18	0	6	0	25.00%	0
Technology 8 - 78	Technology 8	8	Tech	10668	24	14	2	8	0	33.33%	0
Technology 8 - 86	Technology 8	8	Tech	12727	25	23	0	2	0	8.00%	0
Technology 8 - 90	Technology 8	8	Tech	12727	26	20	0	5	1	23.08%	0

Dept.	Course	AVERAGE of Total Students	AVERAGE of Gen Ed	AVERAGE of EL	AVERAGE of IEP	AVERAGE of IEP+EL	AVERAGE of Percent IEP	SUM of Count Over 50%	COUNTA of Course	MIN of Total Students	MAX of Total Students	SUM of Total Students
ACE	ACE 7	15.8	15.2	0.2	0.4	0.0	2.18%	0	5	11	20	79
	ACE 8	15.2	14.4	0.0	0.8	0.0	4.75%	0	5	10	20	76
ACE Total		15.5	14.8	0.1	0.6	0.0	3.46%	0	10	10	20	155
CS	Computer Science Q7	17.7	15.3	0.0	2.3	0.0	14.40%	0	3	15	21	53
	Computer Science Q8	17.0	15.0	1.0	1.0	0.0	6.07%	0	2	14	20	34
CS Total		17.4	15.2	0.4	1.8	0.0	11.07%	0	5	14	21	87
ELA	English 7	18.3	14.8	0.5	3.0	0.1	14.50%	3	25	12	23	457
	ENGLISH 8	19.7	15.8	0.3	3.5	0.1	17.03%	1	25	15	25	492
ELA Total		19.0	15.3	0.4	3.2	0.1	15.76%	4	50	12	25	949
FA	Art 7	22.2	16.6	1.6	4.0	0.0	17.98%	0	5	16	25	111
	ART 8	22.4	17.8	0.8	3.8	0.0	18.46%	0	5	17	26	112
FA Total		22.3	17.2	1.2	3.9	0.0	18.22%	0	10	16	26	223
FACS	FACS 7	15.3	11.3	0.5	3.5	0.0	27.82%	1	6	8	22	92
	FACS 8	22.0	17.0	0.3	4.5	0.2	21.42%	0	6	18	26	132
FACS Total		18.7	14.2	0.4	4.0	0.1	24.62%	1	12	8	26	224
History/SS	Civics	19.9	15.7	0.5	3.6	0.1	17.50%	1	25	15	24	498
	Global Studies	18.6	14.8	0.7	3.0	0.1	16.42%	3	25	11	22	464
History/SS Total		19.2	15.2	0.6	3.3	0.1	16.96%	4	50	11	24	962
Math	Algebra 1	22.3	20.6	0.1	1.5	0.0	6.72%	0	15	20	25	334
	Geometry	23.0	23.0	0.0	0.0	0.0	0.00%	0	1	23	23	23
	Math 7	13.1	6.7	1.3	4.9	0.2	37.88%	5	10	10	19	131
	Math 7A	20.6	18.8	0.3	1.5	0.0	7.16%	0	15	18	24	309
	Math 8	15.9	8.1	1.0	6.6	0.2	39.73%	4	10	11	21	159
Math Total		18.7	14.9	0.6	3.2	0.1	19.30%	9	51	10	25	956
PA	CHORUS 7	39.5	37.5	0.0	2.0	0.0	5.07%	0	2	38	41	79
	CHORUS 8	48.0	42.0	0.5	5.0	0.5	11.46%	0	2	48	48	96
	Music 7	14.7	11.5	0.7	2.5	0.0	18.44%	0	6	8	21	88
	Music 8	10.7	8.1	0.1	2.4	0.0	44.69%	3	9	1	20	96
	ORCHESTRA 7	43.0	39.0	0.0	4.0	0.0	9.30%	0	1	43	43	43
	ORCHESTRA 8	44.0	42.0	0.0	2.0	0.0	4.55%	0	1	44	44	44
PA Total		21.2	18.2	0.3	2.7	0.0	26.66%	3	21	1	48	446
Science	Science 7	18.6	14.8	0.7	3.0	0.1	16.90%	3	25	13	24	464
	Science 8	20.0	15.8	0.5	3.6	0.1	17.08%	1	25	16	27	501
Science Total		19.3	15.3	0.6	3.3	0.1	16.99%	4	50	13	27	965
Tech	Technology 7	20.5	17.3	0.3	2.7	0.2	27.85%	1	6	1	27	123
	Technology 8	25.0	19.8	0.6	4.4	0.2	18.65%	0	5	24	26	125
Tech Total		22.5	18.5	0.5	3.5	0.2	23.67%	1	11	1	27	248
Wellness	Physical Education 7	19.0	15.3	0.7	3.0	0.0	19.27%	2	24	1	26	457
	Physical Education 8	20.4	16.4	0.4	3.6	0.0	22.36%	1	24	1	26	490
Wellness Total		19.7	15.9	0.6	3.3	0.0	20.82%	3	48	1	26	947
WL	French 7	19.6	18.8	0.0	0.8	0.0	3.77%	0	5	15	22	98
	French 8	17.2	15.0	0.0	2.2	0.0	12.37%	0	5	14	20	86
	Latin 7	19.0	18.0	0.0	1.0	0.0	4.76%	0	2	17	21	38
	Latin 8	20.0	19.0	0.0	1.0	0.0	5.00%	0	1	20	20	20
	Mandarin 7	19.0	16.0	0.0	3.0	0.0	16.67%	0	3	18	21	57
	Mandarin 8	21.0	20.0	0.0	1.0	0.0	4.76%	0	2	21	21	42
	Spanish 7	21.8	18.7	0.1	3.0	0.0	13.80%	0	10	19	25	218
	Spanish 8	19.1	16.9	0.0	2.2	0.0	11.64%	0	15	15	24	286
WL Total		19.7	17.5	0.0	2.1	0.0	10.87%	0	43	14	25	845
<b>Grand Total</b>		<b>19.4</b>	<b>15.8</b>	<b>0.5</b>	<b>3.1</b>	<b>0.1</b>	<b>17.52%</b>	<b>29</b>	<b>361</b>	<b>1</b>	<b>48</b>	<b>7007</b>

Course and ID	Course	Dept.	Teacher	Total Students	Gen Ed	EL	IEP	IEP+EL	Percent IEP	Count over 50%
Ancient Civilizations 6 - 121	Ancient Civilizations 6	History/SS	12958	21	16	0	5	0	23.81%	0
Ancient Civilizations 6 - 122	Ancient Civilizations 6	History/SS	12958	23	12	0	11	0	47.83%	0
Ancient Civilizations 6 - 123	Ancient Civilizations 6	History/SS	12958	16	14	0	2	0	12.50%	0
Ancient Civilizations 6 - 124	Ancient Civilizations 6	History/SS	12958	22	22	0	0	0	0.00%	0
Ancient Civilizations 6 - 125	Ancient Civilizations 6	History/SS	12958	23	22	0	1	0	4.35%	0
Ancient Civilizations 6 - 221	Ancient Civilizations 6	History/SS	12736	21	13	0	8	0	38.10%	0
Ancient Civilizations 6 - 222	Ancient Civilizations 6	History/SS	12736	21	14	0	7	0	33.33%	0
Ancient Civilizations 6 - 223	Ancient Civilizations 6	History/SS	12736	22	18	1	2	1	13.64%	0
Ancient Civilizations 6 - 224	Ancient Civilizations 6	History/SS	12736	21	16	5	0	0	0.00%	0
Ancient Civilizations 6 - 225	Ancient Civilizations 6	History/SS	12736	22	20	0	2	0	9.09%	0
Ancient Civilizations 6 - 321	Ancient Civilizations 6	History/SS	10313	16	11	0	5	0	31.25%	0
Ancient Civilizations 6 - 322	Ancient Civilizations 6	History/SS	10313	24	14	0	10	0	41.67%	0
Ancient Civilizations 6 - 323	Ancient Civilizations 6	History/SS	10313	22	20	0	2	0	9.09%	0
Ancient Civilizations 6 - 324	Ancient Civilizations 6	History/SS	10313	18	17	0	1	0	5.56%	0
Ancient Civilizations 6 - 325	Ancient Civilizations 6	History/SS	10313	21	20	0	1	0	4.76%	0
Ancient Civilizations 6 - 421	Ancient Civilizations 6	History/SS	10312	24	16	0	8	0	33.33%	0
Ancient Civilizations 6 - 422	Ancient Civilizations 6	History/SS	10312	22	9	0	12	1	59.09%	1
Ancient Civilizations 6 - 423	Ancient Civilizations 6	History/SS	10312	15	15	0	0	0	0.00%	0
Ancient Civilizations 6 - 424	Ancient Civilizations 6	History/SS	10312	15	15	0	0	0	0.00%	0
Ancient Civilizations 6 - 425	Ancient Civilizations 6	History/SS	10312	21	21	0	0	0	0.00%	0
Ancient Civilizations 6 - 521	Ancient Civilizations 6	History/SS	12724	24	20	4	0	0	0.00%	0
Ancient Civilizations 6 - 522	Ancient Civilizations 6	History/SS	12724	21	19	2	0	0	0.00%	0
Ancient Civilizations 6 - 523	Ancient Civilizations 6	History/SS	12724	18	18	0	0	0	0.00%	0
Ancient Civilizations 6 - 524	Ancient Civilizations 6	History/SS	12724	24	21	3	0	0	0.00%	0
Ancient Civilizations 6 - 525	Ancient Civilizations 6	History/SS	12724	21	21	0	0	0	0.00%	0
Art 6 - 111	Art	VA	10334	28	22	0	6	0	21.43%	0
Art 6 - 121	Art	VA	10334	29	22	0	7	0	24.14%	0
Art 6 - 131	Art	VA	10334	28	22	0	6	0	21.43%	0
Art 6 - 141	Art	VA	10334	24	20	0	4	0	16.67%	0
Art 6 - 211	Art	VA	10334	26	24	0	2	0	7.69%	0
Art 6 - 221	Art	VA	10334	26	19	0	7	0	26.92%	0
Art 6 - 231	Art	VA	10334	26	20	0	6	0	23.08%	0
Art 6 - 241	Art	VA	10334	23	19	0	4	0	17.39%	0
Art 6 - 311	Art	VA	10334	31	28	0	3	0	9.68%	0
Art 6 - 321	Art	VA	10334	25	16	5	3	1	16.00%	0
Art 6 - 331	Art	VA	10334	21	14	1	6	0	28.57%	0
Art 6 - 341	Art	VA	10334	29	23	0	6	0	20.69%	0
Art 6 - 411	Art	VA	10334	28	22	0	5	1	21.43%	0
Art 6 - 421	Art	VA	10334	25	16	0	8	1	36.00%	0
Art 6 - 431	Art	VA	10334	24	20	0	4	0	16.67%	0
Art 6 - 441	Art	VA	10334	28	18	0	10	0	35.71%	0
Art 6 - 511	Art	VA	10334	30	30	0	0	0	0.00%	0
Art 6 - 521	Art	VA	10334	25	20	4	1	0	4.00%	0
Art 6 - 531	Art	VA	10334	24	21	3	0	0	0.00%	0
Art 6 - 541	Art	VA	10334	30	28	2	0	0	0.00%	0
BAND 6 - 1	Band	PA	10328	55	51	1	3	0	5.45%	0
Chorus 6 - 1	Chorus 6	PA	10511	55	53	0	2	0	3.64%	0
Chorus 6 - 2	Chorus 6	PA	10511	46	46	0	0	0	0.00%	0
Computer Science - 114	Computer Science	CS	18463	29	23	0	6	0	20.69%	0
Computer Science - 214	Computer Science	CS	18463	25	22	0	3	0	12.00%	0
Computer Science - 313	Computer Science	CS	18463	27	22	0	5	0	18.52%	0
Computer Science - 414	Computer Science	CS	18463	25	17	0	7	1	32.00%	0
Computer Science - 514	Computer Science	CS	18463	28	24	3	1	0	3.57%	0
Exploring French - 119	Exploring French	WL	10340	21	16	0	4	1	23.81%	0
Exploring French - 131	Exploring French	WL	10340	20	16	0	4	0	20.00%	0
Exploring French - 231	Exploring French	WL	10340	17	12	0	5	0	29.41%	0
Exploring French - 241	Exploring French	WL	10340	17	15	0	2	0	11.76%	0
Exploring French - 331	Exploring French	WL	10340	12	9	0	3	0	25.00%	0
Exploring French - 531	Exploring French	WL	10340	22	20	2	0	0	0.00%	0
Exploring French - 5311	Exploring French	WL	10340	18	18	0	0	0	0.00%	0
Exploring Latin - 341	Exploring Latin	WL	16709	10	8	0	2	0	20.00%	0
Exploring Latin - 541	Exploring Latin	WL	16709	13	13	0	0	0	0.00%	0
Exploring Latin - 641	Exploring Latin	WL	16709	15	14	0	1	0	6.67%	0
Exploring Latin - 741	Exploring Latin	WL	16709	21	18	0	3	0	14.29%	0
Exploring Mandarin - 161	Exploring Mandarin	WL	15559	12	11	0	1	0	8.33%	0
Exploring Mandarin - 261	Exploring Mandarin	WL	15559	10	10	0	0	0	0.00%	0
Exploring Mandarin - 361	Exploring Mandarin	WL	15559	15	15	0	0	0	0.00%	0
Exploring Mandarin - 461	Exploring Mandarin	WL	15559	12	8	0	4	0	33.33%	0
Exploring Mandarin - 561	Exploring Mandarin	WL	15559	11	11	0	0	0	0.00%	0
Exploring Spanish - 111	Exploring Spanish	WL	18462	18	16	0	2	0	11.11%	0
Exploring Spanish - 151	Exploring Spanish	WL	16958	19	16	0	3	0	15.79%	0
Exploring Spanish - 152	Exploring Spanish	WL	16958	21	15	0	6	0	28.57%	0
Exploring Spanish - 221	Exploring Spanish	WL	18462	16	13	0	3	0	18.75%	0
Exploring Spanish - 251	Exploring Spanish	WL	16958	18	17	0	1	0	5.56%	0

Course and ID	Course	Dept.	Teacher	Total Students	Gen Ed	EL	IEP	IEP+EL	Percent IEP	Count over 50%
Exploring Spanish - 252	Exploring Spanish	WL	16958	16	14	0	2	0	12.50%	0
Exploring Spanish - 311	Exploring Spanish	WL	18462	9	9	0	0	0	0.00%	0
Exploring Spanish - 321	Exploring Spanish	WL	18462	21	14	1	5	1	28.57%	0
Exploring Spanish - 351	Exploring Spanish	WL	16958	10	10	0	0	0	0.00%	0
Exploring Spanish - 352	Exploring Spanish	WL	16958	18	14	0	4	0	22.22%	0
Exploring Spanish - 451	Exploring Spanish	WL	16958	21	16	0	5	0	23.81%	0
Exploring Spanish - 452	Exploring Spanish	WL	16958	24	18	0	6	0	25.00%	0
Exploring Spanish - 511	Exploring Spanish	WL	18462	18	16	2	0	0	0.00%	0
Exploring Spanish - 521	Exploring Spanish	WL	18462	25	20	5	0	0	0.00%	0
Health - 134	Health	Wellness	11312	27	20	0	7	0	25.93%	0
Health - 234	Health	Wellness	11312	25	20	0	5	0	20.00%	0
Health - 334	Health	Wellness	11312	29	21	4	3	1	13.79%	0
Health - 434	Health	Wellness	11312	24	20	0	4	0	16.67%	0
Health - 534	Health	Wellness	11312	27	26	0	1	0	3.70%	0
Language Arts 6 - 111	Language Arts 6	ELA	13761	24	17	0	7	0	29.17%	0
Language Arts 6 - 112	Language Arts 6	ELA	13761	21	12	0	9	0	42.86%	0
Language Arts 6 - 113	Language Arts 6	ELA	13761	19	18	0	1	0	5.26%	0
Language Arts 6 - 114	Language Arts 6	ELA	13761	22	22	0	0	0	0.00%	0
Language Arts 6 - 115	Language Arts 6	ELA	13761	17	17	0	0	0	0.00%	0
Language Arts 6 - 211	Language Arts 6	ELA	17022	23	15	1	7	0	30.43%	0
Language Arts 6 - 212	Language Arts 6	ELA	17022	21	13	0	8	0	38.10%	0
Language Arts 6 - 213	Language Arts 6	ELA	17022	21	20	0	1	0	4.76%	0
Language Arts 6 - 214	Language Arts 6	ELA	17022	20	16	0	3	1	20.00%	0
Language Arts 6 - 215	Language Arts 6	ELA	17022	17	17	0	0	0	0.00%	0
Language Arts 6 - 311	Language Arts 6	ELA	18461	23	16	0	7	0	30.43%	0
Language Arts 6 - 312	Language Arts 6	ELA	18461	17	9	0	8	0	47.06%	0
Language Arts 6 - 313	Language Arts 6	ELA	18461	22	21	0	1	0	4.55%	0
Language Arts 6 - 314	Language Arts 6	ELA	18461	17	16	0	1	0	5.88%	0
Language Arts 6 - 315	Language Arts 6	ELA	18461	21	20	0	1	0	4.76%	0
Language Arts 6 - 411	Language Arts 6	ELA	10320	21	13	0	8	0	38.10%	0
Language Arts 6 - 412	Language Arts 6	ELA	10320	24	14	0	10	0	41.67%	0
Language Arts 6 - 413	Language Arts 6	ELA	10320	14	14	0	0	0	0.00%	0
Language Arts 6 - 414	Language Arts 6	ELA	10320	19	19	0	0	0	0.00%	0
Language Arts 6 - 415	Language Arts 6	ELA	10320	16	16	0	0	0	0.00%	0
Language Arts 6 - 511	Language Arts 6	ELA	10323	21	21	0	0	0	0.00%	0
Language Arts 6 - 512	Language Arts 6	ELA	10323	22	20	2	0	0	0.00%	0
Language Arts 6 - 513	Language Arts 6	ELA	10323	20	19	1	0	0	0.00%	0
Language Arts 6 - 514	Language Arts 6	ELA	10323	21	16	5	0	0	0.00%	0
Language Arts 6 - 515	Language Arts 6	ELA	10323	24	23	1	0	0	0.00%	0
Math 6 - 141	Math 6	Math	10319	20	13	0	7	0	35.00%	0
Math 6 - 142	Math 6	Math	10319	22	16	0	6	0	27.27%	0
Math 6 - 143	Math 6	Math	10319	21	20	0	1	0	4.76%	0
Math 6 - 144	Math 6	Math	10319	21	20	0	1	0	4.76%	0
Math 6 - 145	Math 6	Math	10319	18	17	0	1	0	5.56%	0
Math 6 - 241	Math 6	Math	10327	20	10	1	8	1	45.00%	0
Math 6 - 242	Math 6	Math	10327	22	13	0	9	0	40.91%	0
Math 6 - 243	Math 6	Math	10327	25	21	4	0	0	0.00%	0
Math 6 - 244	Math 6	Math	10327	19	19	0	0	0	0.00%	0
Math 6 - 341	Math 6	Math	11532	22	16	0	6	0	27.27%	0
Math 6 - 342	Math 6	Math	11532	20	13	0	7	0	35.00%	0
Math 6 - 343	Math 6	Math	11532	22	22	0	0	0	0.00%	0
Math 6 - 344	Math 6	Math	11532	19	17	0	2	0	10.53%	0
Math 6 - 345	Math 6	Math	11532	15	14	0	1	0	6.67%	0
Math 6 - 441	Math 6	Math	10311	18	11	0	7	0	38.89%	0
Math 6 - 442	Math 6	Math	10311	23	13	0	10	0	43.48%	0
Math 6 - 443	Math 6	Math	10311	18	18	0	0	0	0.00%	0
Math 6 - 444	Math 6	Math	10311	18	18	0	0	0	0.00%	0
Math 6 - 445	Math 6	Math	10311	18	16	0	2	0	11.11%	0
Math 6 - 541	Math 6	Math	18575	22	21	1	0	0	0.00%	0
Math 6 - 542	Math 6	Math	18575	23	22	1	0	0	0.00%	0
Math 6 - 543	Math 6	Math	10327	21	18	1	2	0	9.52%	0
Math 6 - 544	Math 6	Math	18575	24	23	1	0	0	0.00%	0
Math 6 - 545	Math 6	Math	18575	24	18	6	0	0	0.00%	0
Math 7A - 245	Math 7A	Math	18575	15	15	0	0	0	0.00%	0
Music 6 - 124	Music 6	PA	10511	26	21	0	5	0	19.23%	0
Music 6 - 142	Music 6	PA	10511	25	18	0	7	0	28.00%	0
Music 6 - 224	Music 6	PA	10511	26	21	0	5	0	19.23%	0
Music 6 - 324	Music 6	PA	17321	26	20	1	4	1	19.23%	0
Music 6 - 533	Music 6	PA	10511	26	23	3	0	0	0.00%	0
ORCHESTRA 6 - 2	ORCHESTRA 6	PA	15517	64	63	0	1	0	1.56%	0
Physical Ed. 6 - 661	Physical Ed. 6	Wellness	17965	15	12	0	3	0	20.00%	0
Physical Ed. 6 - 664	Physical Ed. 6	Wellness	17965	10	8	0	2	0	20.00%	0
Physical Ed. 6 - 773	Physical Ed. 6	Wellness	17965	14	8	0	6	0	42.86%	0
Physical Ed. 6 - 774	Physical Ed. 6	Wellness	17965	8	3	0	4	1	62.50%	1







Dept.	Course	AVERAGE of Total Students	AVERAGE of Gen Ed	AVERAGE of EL	AVERAGE of IEP	AVERAGE of IEP+EL	AVERAGE of Percent IEP	SUM of Count over 50%	COUNTA of Course	MIN of Total Students	MAX of Total Students	SUM of Total Students
CS	Computer Science	26.8	21.6	0.6	4.4	0.2	17.36%	0	5	25	29	134
CS Total		26.8	21.6	0.6	4.4	0.2	17.36%	0	5	25	29	134
ELA	Language Arts 6	20.3	17.0	0.4	2.9	0.0	13.72%	0	25	14	24	507
ELA Total		20.3	17.0	0.4	2.9	0.0	13.72%	0	25	14	24	507
History/SS	Ancient Civilizations 6	20.7	17.0	0.6	3.1	0.1	14.70%	1	25	15	24	518
History/SS Total		20.7	17.0	0.6	3.1	0.1	14.70%	1	25	15	24	518
Math	Math 6	20.6	17.0	0.6	2.9	0.0	14.41%	0	24	15	25	495
	Math 7A	15.0	15.0	0.0	0.0	0.0	0.00%	0	1	15	15	15
Math Total		20.4	17.0	0.6	2.8	0.0	13.83%	0	25	15	25	510
PA	Band	55.0	51.0	1.0	3.0	0.0	5.45%	0	1	55	55	55
	Chorus 6	50.5	49.5	0.0	1.0	0.0	1.82%	0	2	46	55	101
	Music 6	25.8	20.6	0.8	4.2	0.2	17.14%	0	5	25	26	129
	ORCHESTRA 6	64.0	63.0	0.0	1.0	0.0	1.56%	0	1	64	64	64
PA Total		38.8	35.1	0.6	3.0	0.1	10.71%	0	9	25	64	349
Science	Science 6	20.7	17.0	0.6	3.1	0.1	14.63%	1	25	17	24	518
Science Total		20.7	17.0	0.6	3.1	0.1	14.63%	1	25	17	24	518
Tech	Technology 6	26.8	21.2	0.8	4.8	0.0	18.32%	0	5	26	29	134
Tech Total		26.8	21.2	0.8	4.8	0.0	18.32%	0	5	26	29	134
VA	Art	26.5	21.2	0.8	4.4	0.2	17.37%	0	20	21	31	530
VA Total		26.5	21.2	0.8	4.4	0.2	17.37%	0	20	21	31	530
Wellness	Health	26.4	21.4	0.8	4.0	0.2	16.02%	0	5	24	29	132
	Physical Ed. 6	18.8	15.5	0.4	2.9	0.1	14.59%	2	40	7	31	753
Wellness Total		19.7	16.1	0.4	3.0	0.1	14.75%	2	45	7	31	885
WL	Exploring French	18.1	15.1	0.3	2.6	0.1	15.71%	0	7	12	22	127
	Exploring Latin	14.8	13.3	0.0	1.5	0.0	10.24%	0	4	10	21	59
	Exploring Mandarin	12.0	11.0	0.0	1.0	0.0	8.33%	0	5	10	15	60
	Exploring Spanish	18.1	14.9	0.6	2.6	0.1	13.71%	0	14	9	25	254
WL Total		16.7	14.1	0.3	2.2	0.1	12.82%	0	30	9	25	500
<b>Grand Total</b>		<b>21.4</b>	<b>17.7</b>	<b>0.5</b>	<b>3.1</b>	<b>0.1</b>	<b>14.45%</b>	<b>4</b>	<b>214</b>	<b>7</b>	<b>64</b>	<b>4585</b>

Course and ID	Course	Period	Dept.	Teacher	Sort	Total Students	Gen Ed	EL	IEP	IEP+EL	Percent IEP	Count over 50%
American Literature - Honors - 1	American Literature H		ELA	156	156	23	19	0	4	0	17.39%	0
American Literature - Honors - 2	American Literature H		ELA	156	156	18	17	0	1	0	5.56%	0
American Literature - Honors - 3	American Literature H		ELA	156	156	12	11	1	0	0	0.00%	0
American Literature- Curr A - 1	American Literature A		ELA	156	156	17	9	0	8	0	47.06%	0
Memoir, Poetry and Fiction - 1	Memoir, Poetry and Fiction		ELA	156	156	5	2	0	3	0	60.00%	1
Memoir, Poetry, Fiction-Curr H - 1	Memoir, Poetry, Fiction H		ELA	156	156	19	18	0	1	0	5.26%	0
Intro to Poetry Writing - 1	Intro to Poetry Writing		ELA	206	206	1	1	0	0	0	0.00%	0
Public Speaking and Prof. Presence - 1	Public Speaking and Prof. Presence		ELA	206	206	1	1	0	0	0	0.00%	0
Foundations of English - 4	Foundations of English	A	ELA	237	A 237	2	2	0	0	0	0.00%	0
Foundations of English - Honors - 7	Foundations of English H	A	ELA	237	A 237	21	20	0	1	0	4.76%	0
Foundations of English - 12	Foundations of English	C	ELA	237	C 237	9	9	0	0	0	0.00%	0
Foundations of English - Honors - 11	Foundations of English H	C	ELA	237	C 237	15	14	0	1	0	6.67%	0
Foundations of English - 16	Foundations of English	D	ELA	237	D 237	2	1	1	0	0	0.00%	0
Foundations of English - Honors - 15	Foundations of English H	D	ELA	237	D 237	15	15	0	0	0	0.00%	0
Foundations of English - 21	Foundations of English	F	ELA	237	F 237	3	2	0	1	0	33.33%	0
Foundations of English - Honors - 20	Foundations of English H	F	ELA	237	F 237	10	9	0	1	0	10.00%	0
Poetry as Art - 1	Poetry as Art		ELA	237	237	5	4	0	1	0	20.00%	0
Poetry as Art - Curr. H - 1	Poetry as Art H		ELA	237	237	15	13	0	2	0	13.33%	0
American Literature- Curr A - 3	American Literature A		ELA	887	887	22	18	1	3	0	13.64%	0
Examining Expressions - Honors - 11	Examining Expressions H		ELA	887	887	17	16	0	1	0	5.88%	0
Examining Expressions - Honors - 14	Examining Expressions H		ELA	887	887	20	17	0	3	0	15.00%	0
Examining Expressions - Honors - 7	Examining Expressions H		ELA	887	887	20	19	0	1	0	5.00%	0
Public Speaking - 1	Public Speaking	A	ELA	887	A 887	3	2	0	1	0	33.33%	0
Public Speaking- Curr H - 1	Public Speaking H	A	ELA	887	A 887	15	15	0	0	0	0.00%	0
AP English Literature and Composition - 6	AP English Literature and Composition		ELA	1956	1956	16	16	0	0	0	0.00%	0
AP English Literature and Composition - 7	AP English Literature and Composition		ELA	1956	1956	22	21	0	1	0	4.55%	0
Examining Expressions - Honors - 13	Examining Expressions H		ELA	1956	1956	14	14	0	0	0	0.00%	0
Foundations of English - 18	Foundations of English	D	ELA	3017	D 3017	2	2	0	0	0	0.00%	0
Foundations of English - Honors - 17	Foundations of English H	D	ELA	3017	D 3017	15	15	0	0	0	0.00%	0
Memoir, Poetry and Fiction - 2	Memoir, Poetry and Fiction		ELA	3017	3017	6	3	0	3	0	50.00%	1
Memoir, Poetry and Fiction - 3	Memoir, Poetry and Fiction		ELA	3017	3017	8	2	0	6	0	75.00%	1
Memoir, Poetry, Fiction-Curr H - 2	Memoir, Poetry, Fiction H		ELA	3017	3017	18	17	0	1	0	5.56%	0
Memoir, Poetry, Fiction-Curr H - 3	Memoir, Poetry, Fiction H		ELA	3017	3017	13	13	0	0	0	0.00%	0
Examining Expression Curr. A - 5	Examining Expression Curr. A		ELA	6009	6009	16	6	0	10	0	62.50%	1
Examining Expression Curr. A - 6	Examining Expression Curr. A		ELA	6009	6009	12	2	0	9	1	83.33%	1
Examining Expressions - Honors - 12	Examining Expressions H		ELA	6009	6009	16	15	0	1	0	6.25%	0
Examining Expressions - Honors - 15	Examining Expressions H		ELA	6009	6009	23	23	0	0	0	0.00%	0
Examining Expressions - Honors - 5	Examining Expressions H		ELA	6009	6009	24	23	0	1	0	4.17%	0
Intro to Short Film - 1	Intro to Short Film		ELA	6859	6859	1	0	0	1	0	100.00%	1
AP English Language and Composition - 11	AP English Language and Composition		ELA	7210	7210	18	17	0	1	0	5.56%	0
AP English Language and Composition - 2	AP English Language and Composition		ELA	7210	7210	24	24	0	0	0	0.00%	0
AP English Language and Composition - 4	AP English Language and Composition		ELA	7210	7210	24	23	0	1	0	4.17%	0
Foundations of English - 17	Foundations of English	D	ELA	7210	D 7210	2	2	0	0	0	0.00%	0
Foundations of English - Honors - 16	Foundations of English H	D	ELA	7210	D 7210	15	14	0	1	0	6.67%	0
Foundations of English - 22	Foundations of English	F	ELA	7210	F 7210	4	3	0	1	0	25.00%	0
Foundations of English - Honors - 21	Foundations of English H	F	ELA	7210	F 7210	10	9	0	1	0	10.00%	0
Portfolio Preparation - Curr H - 1	Portfolio Prep. H		ELA	7810	7810	8	4	0	4	0	50.00%	1
American Literature- Curr A - 2	American Literature A		ELA	8659	8659	20	7	1	12	0	60.00%	1
AP English Literature and Composition - 4	AP English Literature and Composition		ELA	8659	8659	14	14	0	0	0	0.00%	0
AP English Literature and Composition - 5	AP English Literature and Composition		ELA	8659	8659	22	21	0	1	0	4.55%	0
Examining Expressions - Honors - 10	Examining Expressions H		ELA	8659	8659	15	14	0	1	0	6.67%	0
Examining Expressions - Honors - 6	Examining Expressions H		ELA	8659	8659	24	24	0	0	0	0.00%	0
AP English Language and Composition - 7	AP English Language and Composition		ELA	8662	8662	18	17	0	1	0	5.56%	0
Examining Expression Curr. A - 3	Examining Expression Curr. A		ELA	8662	8662	12	9	0	3	0	25.00%	0
Examining Expression Curr. A - 7	Examining Expression Curr. A		ELA	8662	8662	14	5	0	8	1	64.29%	1
Examining Expressions - Honors - 2	Examining Expressions H		ELA	8662	8662	15	14	0	1	0	6.67%	0
Examining Expressions - Honors - 3	Examining Expressions H		ELA	8662	8662	24	20	0	4	0	16.67%	0
AP English Literature and Composition - 1	AP English Literature and Composition		ELA	8663	8663	22	21	0	1	0	4.55%	0
AP English Literature and Composition - 2	AP English Literature and Composition		ELA	8663	8663	14	14	0	0	0	0.00%	0
AP English Literature and Composition - 3	AP English Literature and Composition		ELA	8663	8663	16	14	0	2	0	12.50%	0
Foundations of English - 9	Foundations of English	F	ELA	8663	F 8663	12	5	0	6	1	58.33%	1
Foundations of English - Honors - 22	Foundations of English H	F	ELA	8663	F 8663	3	3	0	0	0	0.00%	0
Foundations of English - 5	Foundations of English	G	ELA	8663	G 8663	10	3	0	7	0	70.00%	1
Foundations of English - Honors - 24	Foundations of English H	G	ELA	8663	G 8663	7	5	0	2	0	28.57%	0
AP English Language and Composition - 6	AP English Language and Composition		ELA	10617	10617	17	17	0	0	0	0.00%	0
AP English Language and Composition - 9	AP English Language and Composition		ELA	10617	10617	21	21	0	0	0	0.00%	0
Foundations of English - 1	Foundations of English	A	ELA	10617	A 10617	12	10	0	2	0	16.67%	0
Foundations of English - Honors - 1	Foundations of English H	A	ELA	10617	A 10617	10	10	0	0	0	0.00%	0
Foundations of English - 6	Foundations of English	B	ELA	10617	B 10617	5	3	0	2	0	40.00%	0
Foundations of English - Honors - 2	Foundations of English H	B	ELA	10617	B 10617	16	16	0	0	0	0.00%	0
Foundations of English - 10	Foundations of English	C	ELA	10617	C 10617	8	6	0	2	0	25.00%	0
Foundations of English - Honors - 3	Foundations of English H	C	ELA	10617	C 10617	14	14	0	0	0	0.00%	0
American Literature - Honors - 4	American Literature H		ELA	10618	10618	22	17	0	5	0	22.73%	0
American Literature - Honors - 5	American Literature H		ELA	10618	10618	19	18	0	1	0	5.26%	0
AP English Language and Composition - 1	AP English Language and Composition		ELA	10618	10618	20	19	0	1	0	5.00%	0
AP English Language and Composition - 10	AP English Language and Composition		ELA	10618	10618	19	18	0	1	0	5.26%	0
AP English Language and Composition - 3	AP English Language and Composition		ELA	10618	10618	16	14	0	2	0	12.50%	0
Foundations of English - 2	Foundations of English	A	ELA	10620	A 10620	8	7	0	1	0	12.50%	0

Course and ID	Course	Period	Dept.	Teacher	Sort	Total Students	Gen Ed	EL	IEP	IEP+EL	Percent IEP	Count over 50%
Foundations of English - Honors - 5	Foundations of English H	A	ELA	10620	A 10620	15	14	0	1	0	6.67%	0
Foundations of English - 7	Foundations of English	B	ELA	10620	B 10620	10	3	0	7	0	70.00%	1
Foundations of English - Honors - 8	Foundations of English H	B	ELA	10620	B 10620	9	7	0	2	0	22.22%	0
Foundations of English - 11	Foundations of English	C	ELA	10620	C 10620	7	5	0	2	0	28.57%	0
Foundations of English - Honors - 10	Foundations of English H	C	ELA	10620	C 10620	17	14	1	2	0	11.76%	0
Foundations of English - 13	Foundations of English	D	ELA	10620	D 10620	10	1	0	8	1	90.00%	1
Foundations of English - Honors - 12	Foundations of English H	D	ELA	10620	D 10620	5	5	0	0	0	0.00%	0
Foundations of English - 19	Foundations of English	F	ELA	10620	F 10620	1	1	0	0	0	0.00%	0
Foundations of English - Honors - 18	Foundations of English H	F	ELA	10620	F 10620	12	11	0	1	0	8.33%	0
AP English Language and Composition - 5	AP English Language and Composition		ELA	11338	11338	19	19	0	0	0	0.00%	0
AP English Language and Composition - 8	AP English Language and Composition		ELA	11338	11338	19	18	0	1	0	5.26%	0
Foundations of English - 3	Foundations of English	A	ELA	11338	A 11338	1	1	0	0	0	0.00%	0
Foundations of English - Honors - 6	Foundations of English H	A	ELA	11338	A 11338	22	22	0	0	0	0.00%	0
Foundations of English - 8	Foundations of English	B	ELA	11338	B 11338	3	3	0	0	0	0.00%	0
Foundations of English - Honors - 9	Foundations of English H	B	ELA	11338	B 11338	21	19	0	2	0	9.52%	0
Foundations of English - 14	Foundations of English	D	ELA	11338	D 11338	1	1	0	0	0	0.00%	0
Foundations of English - Honors - 13	Foundations of English H	D	ELA	11338	D 11338	15	14	0	1	0	6.67%	0
AP English Literature and Composition - 8	AP English Literature and Composition		ELA	12728	12728	23	22	0	1	0	4.35%	0
AP English Literature and Composition - 9	AP English Literature and Composition		ELA	12728	12728	20	19	0	1	0	5.00%	0
Examining Expression Curr. A - 4	Examining Expression Curr. A		ELA	12728	12728	17	13	0	4	0	23.53%	0
Examining Expressions - Honors - 1	Examining Expressions H		ELA	12728	12728	23	22	0	1	0	4.35%	0
Examining Expressions - Honors - 8	Examining Expressions H		ELA	12728	12728	23	23	0	0	0	0.00%	0
Examining Expression Curr. A - 1	Examining Expression Curr. A		ELA	12739	12739	12	9	0	3	0	25.00%	0
Examining Expression Curr. A - 2	Examining Expression Curr. A		ELA	12739	12739	18	18	0	0	0	0.00%	0
Examining Expressions - Honors - 16	Examining Expressions H		ELA	12739	12739	24	24	0	0	0	0.00%	0
AP French- Language & Culture - 1	AP French		WL	15264	15264	16	16	0	0	0	0.00%	0
American Literature - Honors - 6	American Literature H		ELA	15409	15409	17	13	0	4	0	23.53%	0
Foundations of English - 15	Foundations of English	D	ELA	15409	D 15409	5	5	0	0	0	0.00%	0
Foundations of English - Honors - 14	Foundations of English H	D	ELA	15409	D 15409	9	8	0	1	0	11.11%	0
Foundations of English - 20	Foundations of English	F	ELA	15409	F 15409	4	3	0	1	0	25.00%	0
Foundations of English - Honors - 19	Foundations of English H	F	ELA	15409	F 15409	8	8	0	0	0	0.00%	0
Contemporary Literature - 1	Contemporary Literature		ELA	15666	15666	2	1	0	1	0	50.00%	1
Examining Expressions - Honors - 4	Examining Expressions H		ELA	15666	15666	24	22	0	2	0	8.33%	0
Examining Expressions - Honors - 9	Examining Expressions H		ELA	15666	15666	20	18	0	2	0	10.00%	0

Dept.	Course	AVERAGE of Total Students	AVERAGE of Gen Ed	AVERAGE of EL	AVERAGE of IEP	AVERAGE of IEP+EL	AVERAGE of Percent IEP	SUM of Count over 50%	COUNTA of Course	MIN of Total Students	MAX of Total Students	SUM of Total Students	
CS	A.I. with Python	20.0	17.0	0.0	3.0	0.0	15.00%	0	1	20	20	20	
	AP Computer Science A	18.0	16.5	0.0	1.5	0.0	8.51%	0	2	17	19	36	
	AP Computer Science Principles	18.3	17.0	0.3	1.0	0.0	5.49%	0	4	13	21	73	
	Computer Science Discoveries	7.5	7.0	0.0	0.5	0.0	8.33%	0	2	6	9	15	
	Cyber Security	11.0	10.0	0.0	1.0	0.0	9.09%	0	1	11	11	11	
	Honors Computer Science Principles	2.3	2.0	0.0	0.3	0.0	25.00%	1	4	1	3	9	
	CS Total	11.7	10.7	0.1	0.9	0.0	12.84%	1	14	1	21	21	164
	ELA	American Literature A	19.7	11.3	0.7	7.7	0.0	40.23%	1	3	17	22	59
		American Literature H	18.5	15.8	0.2	2.5	0.0	12.41%	0	6	12	23	111
		AP English Language and Composition	19.5	18.8	0.0	0.7	0.0	3.94%	0	11	16	24	215
AP English Literature and Composition		18.8	18.0	0.0	0.8	0.0	3.94%	0	9	14	23	169	
Contemporary Literature		2.0	1.0	0.0	1.0	0.0	50.00%	1	2	2	2	2	
Examining Expression Curr. A		14.4	8.9	0.0	5.3	0.3	40.52%	3	7	12	18	101	
Examining Expressions H		20.4	19.3	0.0	1.1	0.0	5.56%	0	16	14	24	326	
Foundations of English		5.5	3.5	0.0	1.8	0.1	22.47%	4	22	1	12	121	
Foundations of English H		12.9	12.1	0.0	0.8	0.0	6.50%	0	22	3	22	284	
Intro to Poetry Writing		1.0	1.0	0.0	0.0	0.0	100.00%	0	1	1	1	1	
Intro to Short Film		1.0	0.0	0.0	1.0	0.0	100.00%	1	1	1	1	1	
Memor, Poetry and Fiction		6.3	2.3	0.0	4.0	0.0	61.67%	3	3	5	8	19	
Memor, Poetry, Fiction H		16.7	16.0	0.0	0.7	0.0	3.61%	0	3	13	19	50	
Poetry as Art		5.0	4.0	0.0	1.0	0.0	20.00%	0	1	5	5	5	
Poetry as Art H		15.0	13.0	0.0	2.0	0.0	13.33%	0	1	15	15	15	
Portfolio Prep. H		8.0	4.0	0.0	4.0	0.0	50.00%	1	1	8	8	8	
Public Speaking		3.0	2.0	0.0	1.0	0.0	33.33%	0	1	3	3	3	
Public Speaking and Prof. Presence		1.0	1.0	0.0	0.0	0.0	0.00%	0	1	1	1	1	
Public Speaking H		15.0	15.0	0.0	0.0	0.0	0.00%	0	1	15	15	15	
ELA Total		13.6	11.8	0.0	1.7	0.0	15.73%	14	111	1	24	24	1506
FACS	Bakeshop 101	23.5	18.5	0.0	5.0	0.0	21.11%	0	2	23	24	47	
	Cooking Life After High School	13.0	8.0	0.0	5.0	0.0	38.46%	0	1	13	13	13	
	Culinary I	21.8	18.0	0.4	3.4	0.0	15.94%	0	5	18	25	109	
	Culinary II	8.0	5.0	0.0	3.0	0.0	37.50%	0	1	8	8	8	
	Culinary III	2.0	2.0	0.0	0.0	0.0	0.00%	0	1	2	2	2	
	Early Childhood Education I	24.5	22.5	0.0	2.0	0.0	8.25%	0	2	24	25	49	
	Early Childhood Education II	13.0	12.0	0.0	1.0	0.0	7.69%	0	1	13	13	13	
	Early Childhood Education III	5.0	5.0	0.0	0.0	0.0	0.00%	0	1	5	5	5	
	Early Childhood Education IV	3.0	2.0	0.0	1.0	0.0	33.33%	0	1	3	3	3	
	Interior / Fashion Design I	19.5	16.5	0.0	3.0	0.0	15.64%	0	2	17	22	39	
	Interior / Fashion Design II	6.0	4.0	0.0	2.0	0.0	33.33%	0	1	6	6	6	
	Interior Fashion & Design III	2.0	2.0	0.0	0.0	0.0	0.00%	0	1	2	2	2	
	FACS Total	15.6	12.9	0.1	2.6	0.0	16.84%	0	19	2	25	25	296
	History/SS	American Law	1.0	1.0	0.0	0.0	0.0	0.00%	0	1	1	1	1
		American Law H	9.0	9.0	0.0	0.0	0.0	0.00%	0	1	9	9	9
		AP African American Studies	24.0	22.6	0.0	1.4	0.0	5.95%	0	7	23	25	168
		AP Human Geography	24.3	23.7	0.0	0.7	0.0	2.72%	0	3	24	25	73
AP U.S. Government		22.0	21.0	0.0	1.0	0.0	4.58%	0	2	20	24	44	
Classic American Film		13.0	10.0	0.0	3.0	0.0	23.08%	0	1	13	13	13	
Current Issues: American & the World		2.0	2.0	0.0	0.0	0.0	0.00%	0	1	2	2	2	
Current Issues: American & World Curr. H		14.0	10.0	0.0	4.0	0.0	28.57%	0	1	14	14	14	
Economic Ideas and Policy		22.5	20.5	0.0	2.0	0.0	8.93%	0	2	21	24	45	
EDX: Introduction to Negotiation		57.0	57.0	0.0	0.0	0.0	0.00%	0	1	57	57	57	

EDX: Social Media Marketing	17.0	17.0	0.0	0.0	0.0	0.00%	0	1	17	17	17
European History AP	21.5	20.0	0.0	1.5	0.0	6.93%	0	2	21	22	43
History of Arlington	2.0	1.0	0.0	1.0	0.0	50.00%	1	1	2	2	2
Intro. to Economics	15.0	15.0	0.0	0.0	0.0	0.00%	0	1	15	15	15
Intro. to Economics H	9.0	9.0	0.0	0.0	0.0	0.00%	0	1	9	9	9
Marketing & Customer Service Experience	7.7	4.3	0.0	3.3	0.0	40.60%	1	3	4	13	23
Missing Voice, Other Cultures H	13.8	13.0	0.0	0.8	0.0	6.48%	0	6	10	18	83
Missing Voices, Other Cultures	7.2	4.8	0.2	2.2	0.0	33.94%	1	6	3	12	43
Modern American Film	21.0	18.0	0.0	3.0	0.0	14.29%	0	1	21	21	21
Modern World History	2.0	0.5	0.0	1.5	0.0	50.00%	1	2	1	3	4
Modern World History A	17.7	11.3	1.1	5.0	0.3	31.62%	2	7	13	22	124
Modern World History H	22.4	20.6	0.0	1.8	0.0	7.89%	0	13	20	25	291
Principles of Psychology	1.0	1.0	0.0	0.0	0.0	0.00%	0	1	1	1	1
Psychology & Human Behavior	15.5	13.5	0.0	2.0	0.0	13.25%	0	2	13	18	31
Psychology & Human Behavior H	7.0	5.0	0.0	2.0	0.0	31.25%	1	2	6	8	14
Psychology AP	19.4	18.6	0.0	0.8	0.0	3.73%	0	5	16	22	97
Social History Through Sports H	16.0	14.0	0.0	2.0	0.0	12.50%	0	1	16	16	16
Social History Through Sports	7.0	6.0	0.0	1.0	0.0	14.29%	0	1	7	7	7
US History - AP	19.6	19.0	0.0	0.6	0.0	3.00%	0	7	13	24	137
US History I A	22.3	10.5	3.0	8.5	0.3	39.31%	2	4	21	24	89
US History I H	22.4	20.9	0.0	1.5	0.0	6.85%	0	16	18	26	358
US History II A	15.5	8.8	1.3	5.0	0.5	36.75%	1	4	14	18	62
US History II H	24.7	20.0	0.3	4.3	0.0	17.63%	0	3	24	26	74
History/SS Total	18.1	15.7	0.2	2.1	0.0	14.70%	10	110	1	57	1987
Math											
Algebra 1 A	20.3	11.9	1.6	6.6	0.3	34.91%	2	7	16	23	142
Algebra 2 A	22.0	16.2	0.6	5.1	0.1	24.06%	1	9	20	24	198
Algebra 2 H	25.4	24.5	0.1	0.8	0.0	3.12%	0	10	23	27	254
AP Calculus AB	18.7	18.0	0.0	0.7	0.0	3.60%	0	3	16	22	56
AP Calculus BC	25.0	23.0	0.0	2.0	0.0	8.00%	0	2	25	25	50
Calculus H	20.0	19.0	0.0	1.0	0.0	5.00%	0	2	20	20	40
Calculus I	1.0	1.0	0.0	0.0	0.0	0.00%	0	1	1	1	1
Geometry A	19.5	13.8	0.4	5.3	0.1	29.51%	2	8	14	24	156
Geometry H	22.9	21.5	0.0	1.4	0.0	5.99%	0	11	20	25	252
Linear Algebra	19.0	18.0	0.0	1.0	0.0	5.26%	0	1	19	19	19
Pre Calculus A	22.4	20.2	0.1	2.1	0.0	9.26%	0	9	20	24	202
Pre Calculus H	18.4	18.0	0.0	0.4	0.0	2.27%	0	7	13	24	129
QRA	13.5	6.5	1.0	6.0	0.0	41.67%	1	2	9	18	27
Statistics A	20.3	15.0	0.3	5.0	0.0	25.12%	0	3	17	23	61
Statistics AP	24.0	23.4	0.0	0.6	0.0	2.47%	0	5	23	25	120
Math Total	21.3	18.3	0.3	2.7	0.1	13.83%	6	80	1	27	1707
PA											
Chorale	6.5	4.5	0.0	2.0	0.0	29.76%	0	2	6	7	13
Chorale (biweekly)	11.8	11.3	0.0	0.5	0.0	5.04%	0	4	3	47	47
Chorale H	17.0	15.0	0.0	2.0	0.0	11.81%	0	2	16	18	34
Concert Choir	4.0	1.5	0.0	2.5	0.0	78.57%	2	2	1	7	8
Concert Choir (Biweekly)	6.7	6.0	0.3	0.3	0.0	11.11%	0	3	3	9	20
Concert Choir H	17.0	13.5	0.0	3.5	0.0	20.83%	0	2	16	18	34
Drama 1 A	7.5	5.0	0.0	2.5	0.0	38.89%	1	2	6	9	15
Ind. Study. Intro to Choral Methods	1.0	0.0	0.0	1.0	0.0	100.00%	1	1	1	1	1
Instrumental Sinfonietta	26.0	26.0	0.0	0.0	0.0	0.00%	0	1	26	26	26
Intro to Music Technology	7.0	4.0	0.0	3.0	0.0	42.22%	0	2	5	9	14
Intro to Music Technology Curr H	2.0	1.0	0.0	1.0	0.0	66.67%	1	2	1	3	4





Italian 2 H	14.5	13.5	0.0	1.0	0.0	6.90%	0	2	14	15	29
Italian 3 A	5.0	4.0	0.0	1.0	0.0	20.00%	0	1	5	5	5
Italian 4 Curr H	20.0	19.0	0.0	1.0	0.0	5.00%	0	1	20	20	20
Japanese	1.0	1.0	0.0	0.0	0.0	0.00%	0	1	1	1	1
Latin II A	4.5	2.0	0.0	2.5	0.0	50.00%	1	2	3	6	9
Latin II H	8.5	6.0	0.0	2.5	0.0	29.17%	0	2	8	9	17
Latin III A	4.0	3.0	0.0	1.0	0.0	25.00%	0	1	4	4	4
Latin III H	16.0	16.0	0.0	0.0	0.0	0.00%	0	2	13	19	32
Latin IV A	3.0	3.0	0.0	0.0	0.0	0.00%	0	1	3	3	3
Latin IV H	16.0	15.0	0.0	1.0	0.0	6.25%	0	1	16	16	16
Mandarin I	25.0	21.0	0.0	4.0	0.0	16.00%	0	1	25	25	25
Mandarin II	18.5	18.5	0.0	0.0	0.0	0.00%	0	2	18	19	37
Mandarin II Curr A	5.0	4.0	0.0	1.0	0.0	20.00%	0	2	5	5	10
Mandarin II H	11.5	10.5	0.5	0.5	0.0	5.00%	0	2	10	13	23
Mandarin III- Curr A - 2	4.0	2.0	0.0	2.0	0.0	50.00%	1	1	4	4	4
Mandarin V	12.0	12.0	0.0	0.0	0.0	0.00%	0	1	12	12	12
Spanish 1 Introductory	11.0	3.0	0.4	7.6	0.0	69.56%	5	5	8	15	55
Spanish 1 Introductory H	3.0	1.5	0.5	1.0	0.0	60.00%	2	4	1	5	12
Spanish II A	21.7	16.0	0.2	5.5	0.0	26.63%	1	6	19	24	130
Spanish II H	22.8	20.7	0.5	1.7	0.0	7.20%	0	6	22	24	137
Spanish III A	20.0	12.5	0.0	7.5	0.0	37.47%	0	2	19	21	40
Spanish III H	23.7	22.4	0.0	1.1	0.1	5.36%	0	7	23	25	166
Spanish IV A	19.0	16.3	0.0	2.7	0.0	14.15%	0	3	17	21	57
Spanish IV H	23.0	21.8	0.4	0.8	0.0	3.27%	0	5	18	25	115
Spanish V - Spanish Cinema A	8.0	7.0	0.0	1.0	0.0	12.70%	0	2	7	9	16
Spanish V - Spanish Cinema H	18.5	18.5	0.0	0.0	0.0	0.00%	0	2	17	20	37
World Language Teaching Internship	1.0	1.0	0.0	0.0	0.0	0.00%	0	1	1	1	1
WL Total	14.9	12.9	0.1	1.9	0.0	17.58%	12	95	1	26	1418
<b>Grand Total</b>	<b>16.2</b>	<b>13.9</b>	<b>0.2</b>	<b>2.1</b>	<b>0.0</b>	<b>15.56%</b>	<b>58</b>	<b>665</b>	<b>1</b>	<b>57</b>	<b>10756</b>





# OTTOSON MIDDLE SCHOOL

EXCEL ★ EMPOWER ★ ENGAGE

Principal Rochelle Rubino, M. Ed., CAGS

---

## Memo: Addressing Class Size Imbalance and Scheduling Constraints

**To:** CIAA

**From:** Principal Rochelle Rubino

**Date:** Oct. 7, 2024

**Subject:** Class Size Discrepancies Due to Scheduling Constraints

Dear CIAA,

Please read below for an understanding of the constraints of the middle school schedule that can result in an imbalance of class sizes despite our best efforts to keep them around 21 - 22 students per class.

- **Leveled Math Classes:** Students are placed in sections based on ability and it creates class size disparities due to the varying number of students at each level. Most students take the high level classes, resulting in class sizes of 24 - 25. These groupings can impact other classes due to the complexity of scheduling.
- **Special Education Class Balance:** We must also ensure that our special education inclusion classes maintain the necessary balance of 50% special education students and 50% general education students.
- **Shared Teachers:** Teachers who are shared across different grades and subjects (primarily our specials/electives teachers, Latin and Mandarin teachers, & our band and orchestra teachers) have fixed time slots, which impacts our ability to distribute students evenly across other classes. This results in uneven class sizes, with some sections being significantly larger or smaller than others.
- **Music Program:** The specialized scheduling required for music classes limits our flexibility and contributes to larger class sizes during certain periods.

## Proposed Actions

To address these imbalances, we will explore the following strategies:

- **Reevaluate Leveled Math Groupings:** We will look to de-level math classes so all students take Math 7A in seventh grade and Algebra in eighth grade.
- **Re-imagine Electives Offerings:** We will look at our elective offerings in terms of the way they are scheduled (i.e. quarterly vs. semesterly) and determine whether/how we



# OTTOSON MIDDLE SCHOOL

EXCEL ★ EMPOWER ★ ENGAGE

Principal Rochelle Rubino, M. Ed., CAGS

---

could create additional classes to help balance numbers during certain periods of the day.

- **Eliminate Directed Studies:** This will enable us to create additional elective classes throughout the day, which will also help to create more balanced class sizes because elective classes can be offered during additional periods throughout the day.
- **Maintain Special Education Ratios:** Ensure we meet the 50/50 ratio for special education and general education students.
- All of the above actions may result in additional teacher FTE requests.

## Resources/Supports Needed

- Additional teacher FTE requests
- Professional development for teachers on project based learning
- Professional development for math teachers

Sincerely,

Principal Rochelle Rubino



---

**Town of Arlington, Massachusetts**

**Old Business**



**Town of Arlington, Massachusetts**

---

**New Business**



**Town of Arlington, Massachusetts**

---

**Minutes for Approval**



**Town of Arlington, Massachusetts**

---

**Adjournment (J. Morgan)**



**Town of Arlington, Massachusetts**

---

**Submitted by Jane Morgan, Chair**